

Annual Meeting Notice

And Proxy Statement



Letter to Our Shareholders

March 22, 2024

To our Shareholders:

On behalf of the Board of Trustees and the entire Federal team, you are invited to join us at our 2024 Annual Meeting of Shareholders to be held virtually beginning at 9:00 a.m. eastern time on May 1, 2024. This proxy statement includes important information about how you can join and ask questions at the meeting and about the matters that will be voted on at the meeting.

Federal's operating performance in 2023 showed continued strong demand for our real estate assets as evidenced by high levels of new and renewal leases for comparable spaces and significant occupancy improvements. That strong demand allowed us to deliver a record level of total revenue and other strong financial results despite the higher cost of capital. We also made progress during 2023 in our efforts to reduce our Scope 1 and Scope 2 greenhouse gas emissions and to improve the resilience of our assets to the physical and transition risks associated with climate change. All parts of our business are working together to position us to be able to deliver strong results for years to come.

Our strong performance would not have been possible without the extraordinary efforts of our Board and each and every one of our employees. We are extremely proud of the work this team has accomplished.

Thank you for your continued support of Federal and we look forward to your participation in this year's annual meeting.






David W. Faeder
Non-Executive Chairman of the Board



Donald C. Wood
Chief Executive Officer

Notice of Annual Meeting of Shareholders

ANNUAL MEETING PROPOSALS

			Board Voting Recommendation	Where to find more information
Proposal 1	Election of 7 trustees for 1 year terms		FOR each nominee	Page 10
Proposal 2	Non-binding advisory vote on 2023 executive compensation		FOR	Page 18
Proposal 3	Ratification of Grant Thornton, LLC as our independent registered public accounting firm		FOR	Page 40

Other business will be transacted as may properly come before the 2024 annual meeting of shareholders (“Annual Meeting”).

2024 ANNUAL MEETING INFORMATION



Date and Time



Location



Record Date

Wednesday, May 1, 2024
9:00 a.m., Eastern Time

Virtual Meeting
<https://web.lumiagm.com/202329683>

March 13, 2024

Only holders of record of our common shares of beneficial interest, \$.01 par value per share, at the close of business on the record date are entitled to receive notice of, and to vote at, the Annual Meeting. References to “Common Shares”, “Shares”, “common shares” and “shares” in this proxy statement refer to our common shares of beneficial interest, \$.01 par value per share.

Proxy Voting:

Whether or not you plan to attend the Annual Meeting and vote your Shares at the Annual Meeting, we urge you to vote your Shares as instructed in the proxy statement. If you received a copy of the proxy card by mail, you may sign, date and mail the proxy card in the postage-paid envelope provided. If your Shares are held by a broker, bank or other nominee, please follow the instructions you receive from your broker, bank or other nominee to have your Shares voted. Any proxy may be revoked at any time prior to its exercise at the Annual Meeting.

By Order of the Board of Trustees,

Dawn M. Becker
Executive Vice President
General Counsel And Secretary

March 22, 2024

Important Notice Regarding Internet Availability of Proxy Materials

The proxy statement and annual report to shareholders, including our annual report on Form 10-K for the year ended December 31, 2023, are available at www.federalrealty.com. References in this proxy statement to our website are provided for your convenience only and the content on our website does not constitute part of this proxy statement.

Table of Contents

COMPANY INFORMATION	1	Other Compensation Practices and Policies	28
Highlights of 2023 Company Performance	1	Consideration of Say on Pay Vote	28
Corporate Values	2	No Hedging or Pledging of our Shares	28
Our Board	2	Severance and Change-in-Control Arrangements	28
Sustainability Snapshot	3	Clawback Policy	28
GOVERNING THE COMPANY	4	Share Ownership Guidelines	28
Governance Documents	4	Risk Assessment of Compensation Programs	29
Governance Policies and Procedures	5	Equity Grant Practices	29
Board Leadership	5	Tax Deductibility of Executive Compensation	29
Board and Committee Meetings	5	Health and Welfare Benefits	30
Board Committees	5	Compensation Committee Report	30
Board's Role in Risk Oversight	7	COMPENSATION TABLES AND NARRATIVES	31
Board and Committee Evaluation Process	8	Summary Compensation Table	31
Succession Planning	9	Grants of Plan Based Awards Table	32
Communications with the Board	9	Outstanding Equity Awards at Fiscal Year End Table	33
Compensation Committee Interlocks and Insider Participation	9	Options Exercised and Stock Vested in 2023	34
Related Party Transactions	10	Non-Qualified Deferred Compensation	34
Trustee Independence	10	Potential Payments on Termination of Employment and Change-in-Control	34
PROPOSAL 1: ELECTION OF TRUSTEES	10	CEO Pay Ratio	36
Vote Required and Majority Voting Standard	11	Pay Versus Performance Disclosure	37
Nominee Characteristics and Selection	11	Equity Compensation Plan Information	39
Nominee Diversity and Tenure	13	PROPOSAL 3: RATIFICATION OF INDEPENDENT REGISTERED PUBLIC ACCOUNTING FIRM	40
Our Nominees	13	Audit Committee Report	41
Trustee Compensation	17	BENEFICIAL OWNERSHIP	42
PROPOSAL 2: APPROVING OUR EXECUTIVE COMPENSATION	18	Ownership of Principal Shareholders	42
COMPENSATION DISCUSSION AND ANALYSIS	19	Ownership of Trustees and Executive Officers	43
Introduction	20	INFORMATION ABOUT THE ANNUAL MEETING	43
2023 Business Highlights supporting Compensation Decisions	20	Notice of Electronic Availability of Proxy Materials	43
Program Philosophy and Objectives	20	Why You are Receiving These Materials	44
Executive Compensation Practices	21	Accessing Materials	44
Components of Compensation	21	How to Vote	44
Compensation Setting Process	22	How to Participate in the Annual Meeting	45
Annual Compensation Decision Making	22	Eliminating Duplicative Proxy Materials	46
Role of the Compensation Committee	22	Solicitation of Proxies	46
Role of Management	22	Shareholder Proposals for the 2025 Annual Meeting	46
Role of Independent Compensation Consultant	22	APPENDIX A	A-1
2023 Compensation Decisions	22	Appendix A – Reconciliation of Non-GAAP Financial Measures	A-1
Setting 2023 Target Compensation	22		
Individual Elements of 2023 Pay	23		
2023 NEO Performance Summary	26		

Company Information

Following is basic information about the Company and summary highlights of information contained elsewhere in the proxy statement. This summary does not contain all of the information that you should consider, and you should read the entire proxy statement carefully before voting. References to “we,” “us,” “our,” “Federal” and the “Company” in this proxy statement refer to Federal Realty Investment Trust and its subsidiaries.






Federal Realty Investment Trust is an S&P 500 company headquartered in North Bethesda, Maryland that owns, operates and redevelops high-quality retail based real estate located primarily in major coastal markets.

Company Information	Our Properties*	Our Employees*
Established in 1962 Member of the S&P 500	102 Properties ≈26.0M SF of commercial space ≈3,100 residential units	304 full-time employees 6 primary offices Average tenure exceeds 9 years

* Information as of December 31, 2023.

> HIGHLIGHTS OF 2023 COMPANY PERFORMANCE

Key business and financial achievements for 2023, in addition to net income per diluted share of \$2.80 included:

	FFO Per Share Growth	FFO per diluted share* of \$6.55 representing growth of 3.6% over 2022 driven by record levels of total revenue, positive impacts from capital investment, and overall continued strength in the broader retail real estate market
	Strong Leasing Activity	Signed new and renewal comparable space leases covering more than 2 million square feet of space and \$74.5 million of year 1 revenue
	Productive Capital Investments	Investments in existing assets such as Pike & Rose, Darien Commons, Mercer on One and Escondido producing significant year over year growth
	56th Year of Dividend Increases	Raised the dividend on our common shares for the 56th consecutive year, a record in the REIT industry, representing a compound annual growth rate of 7% over that 56-year period
	Sustainability	Achieved ≈ 32% decrease in Scope 1 and 2 GHG emissions through 2022 versus 2019 baseline in alignment with our 2030 GHG reduction target set in accordance with the Science-Based Target initiative

* FFO per diluted share (“FFO per share”) is a non-GAAP financial measure that we consider significant in our business. See Appendix A for a reconciliation of FFO per share to net income.

➤ CORPORATE VALUES

Our four core values drive the behaviors, actions and decisions we make towards achieving our business objectives and promote a unified approach to our individual jobs. We strive to achieve **Excellence** in all that we do as we operate, develop and redevelop properties to serve the needs of the local communities. **Innovation** is key to introducing new ways of conducting our business to continue to meet the evolving economic, environmental and social challenges the real estate industry must address both in the short-and long-term. We hold ourselves **Accountable** for our work and our results and always act with the highest level of **Integrity** in our dealings with our shareholders, our employees, our tenants, our business partners and our community partners. Living these values underpins our ability to successfully deliver results for all stakeholders.

➤ OUR BOARD

We have seven (7) trustees serving on our Board, all of whom are independent except for Don Wood who serves as our CEO. Each of these individuals has been nominated to stand for election at the 2024 annual shareholder meeting.

Name and Principal Occupation	Age	Trustee Since	Independent	Committee Memberships		
				AC	CC	NC
David W. Faeder [±] Managing/Partner Fountain Square Properties and Managing Member/Kensington Senior Living	67	2003	Yes	✓\$		✓
Elizabeth I. Holland Chief Executive Officer/AbbellCredit Corporation and Abbell Associates, LLC	58	2017	Yes	✓	C	
Nicole Y. Lamb-Hale Vice President, Chief Legal Officer and Corporate Secretary/Cummins Inc.	57	2020	Yes		✓	✓
Thomas A. McEachin Former Chief Financial Officer/Covidien Surgical Solutions	71	2022	Yes		✓	✓
Anthony P. Nader, III Managing Director/SWaN & Legend Partners	60	2020	Yes	✓\$		C
Gail P. Steinel Owner/Executive Advisors	67	2006	Yes	C\$	✓	
Donald C. Wood Chief Executive Officer/Federal Realty Investment Trust	63	2003	No			

Legend:

AC-Audit Committee; CC-Compensation and Human Capital Management Committee; NC-Nominating and Corporate Governance Committee

± Indicates Chairman of the Board

C Indicates Committee Chair

\$ Indicates Audit Committee Financial Expert

> **SUSTAINABILITY SNAPSHOT**

Our sustainability initiatives are directly tied to supporting our business objective of using our real estate to create long-term value for all of our constituencies, including our shareholders. We have focused our efforts around the five areas that we believe are most impactful to supporting our business objectives.

**Advance
Decarbonization***

Minimize the carbon footprint of our Company and our assets

- ✓ Science Based Target to reduce Scope 1&2 emissions by 46% by 2030 (2019 baseline)
- ✓ ≈32% Scope 1&2 GHG emissions reduction from 2019 through 2022
- ✓ 5.2 million square feet of LEED certified buildings built and in process
- ✓ 55% of electric consumption in 2022 provided by zero carbon sources
- ✓ More than 90% properties fully or partially upgraded with energy efficient LED lighting in landlord controlled areas
- ✓ 14 MW solar power generating capacity in solar arrays at 25 properties

**Strengthen
Resiliency***

Invest in and manage our assets to protect value from increasing frequency and severity of weather related events and other hazards of climate change

- ✓ Climate change scenario analysis using RCP 8.5 showing minimal financial risk over short-, medium- and long-term
- ✓ Management of water usage through technology and landscaping choices
- ✓ Focus on increasing waste diverted to recycling
- ✓ Physical risk exposures incorporated into property level capital planning and investment decisions

**Connect
Communities***

Use our real estate to contribute to social and economic prosperity of the community and advance social equity

- ✓ More than \$400 million invested in partnership with Primestor Development in historically underrepresented communities
- ✓ Local cultural programming and events at properties
- ✓ Support local philanthropic initiatives and tenants
- ✓ Feature work of local artists in art installations at our properties
- ✓ Significant contributions to tax base of communities

Empower Teams*

Create a work environment that is diverse, engaging and helps employees grow personally and professionally

- ✓ Competitive pay and benefits
- ✓ Average tenure in excess of 9 years
- ✓ Pay equity analysis shows no pay anomalies based on race or gender
- ✓ Women represented 54% of our workforce and 67% of all promotions in 2023
- ✓ Minorities represented 56% of all new hires and 33% of all promotions in 2023
- ✓ Comprehensive health and wellness programs through our Be Well at Federal program

Govern Responsibly*

Establish foundation to run the Company ethically with appropriate fiscal and decision making controls to manage risk

- ✓ Annual election of all trustees
- ✓ Independent Non-Executive Chairman
- ✓ Majority voting and proxy access for trustee elections
- ✓ Prohibition on hedging and pledging our shares combined with clawback policy and equity hold requirements

* All information provided is as of December 31, 2023 unless otherwise indicated.

More information about our sustainability initiatives can be found in our 2022 Environmental Social and Governance Report which is available under the ESG tab on our website and can be accessed by using this link [Federal Realty | 2022 ESG Report by Federal 1962 - Issuu](#). The report provides additional, detailed information in alignment with the frameworks established by the Global Reporting Initiative, Task Force for Climate Related Financial Disclosures and Sustainability Accounting Standards Board.

Our overall efforts on these 5 initiatives have earned us high marks from both MSCI and the Global Real Estate Sustainability Benchmark.



Some of the areas where we have been recognized for our ESG efforts include the following:



Governing the Company

> GOVERNANCE DOCUMENTS

The Board is responsible for providing governance and oversight of the strategy, operations and management of the Company and has delegated to our senior management the authority to manage the day-to-day operations of the Company. The Board has adopted the following policies:

- Corporate Governance Guidelines
- Code of Business Conduct
- Code of Ethics for our Senior Financial Officers

These documents are reviewed periodically and revised when needed to reflect changing regulatory and governmental requirements and best practices. Complete copies of these documents are available in the Investor/Corporate Governance section of our website at www.federalrealty.com. Printed copies of these documents are available upon written request to our Investor Relations department at 909 Rose Avenue, Suite 200, North Bethesda, Maryland 20852.

> GOVERNANCE POLICIES AND PROCEDURES

Our commitment to good governance is an integral part of our business. Highlights of our corporate governance practices include:

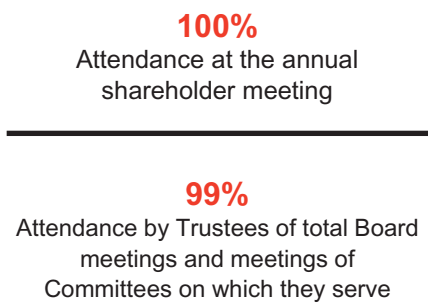
✓ Annual election of Trustees	✓ Independent non-executive chairman since 2003	✓ Board oversight of sustainability, cyber security, data protection and human resources
✓ Annual Board and Trustee evaluations	✓ Majority voting in uncontested elections	✓ Proxy access for all shareholders
✓ Prohibition on Trustees and management hedging and pledging our shares	✓ Shareholder approval required to classify our Board	✓ Robust share ownership guidelines in place for Trustees and senior management

> BOARD LEADERSHIP

Our Board has been led by an independent, Non-Executive Chairman for more than 20 years. Mr. Faeder has filled that role since May 2021. The Board determined and continues to believe that separating the roles of Board chairman and CEO is the most effective way to govern the Company. The separation allows our Chairman to focus on Board administration, to facilitate communication among Trustees and to serve as a liaison to our CEO while allowing our chief executive to focus on the day-to-day management and implementation of long-term strategy of the Company.

> BOARD AND COMMITTEE MEETINGS

The Board met five (5) times in 2023 and each trustee attended at least 75% of the meetings of the Board and the committees on which that trustee serves. Our practice is for all trustees to attend all meetings of each of the Board’s standing committees to ensure that each Trustee is fully informed on all issues facing the Company and has the opportunity to participate in discussions surrounding those issues. Only trustees who are members of the specific committee are entitled to vote on matters presented to that committee. At each quarterly meeting, the Trustees met in executive session with all Trustees and then with just non-management Trustees, all of whom are independent. All Trustees are also expected to attend our annual shareholder meeting and all Trustees attended the 2023 annual shareholder meeting.



> BOARD COMMITTEES

The Board has three standing committees – the Audit Committee, the Compensation and Human Capital Management Committee (“Compensation Committee”) and the Nominating and Corporate Governance

Committee (“NCGC”). Each committee operates under a written charter that is available in the Investors/Corporate Governance section of our website at www.federalrealty.com. Each committee consists entirely of independent, non-employee trustees.

AUDIT COMMITTEE



Members

Gail P. Steinel (Chair)*

David W. Faeder*

Elizabeth I. Holland

Anthony P. Nader, III*

Number of Meetings in 2023: 4

* Audit committee financial expert as defined by the SEC.

The Audit Committee’s responsibilities include:

- ✓ Select and oversee our independent auditor
- ✓ Oversee our financial reporting including reviewing results with management and independent auditors
- ✓ Oversee internal audit function
- ✓ Oversee adequacy and integrity of financial statements, financial reporting and disclosures
- ✓ Oversee financial risks and risks related to cybersecurity, data security and information protection
- ✓ Review and approve any related party transactions requiring disclosure

Additional information on the Audit Committee is included in the Audit Committee Report and “Proposal 3: Ratification of Independent Registered Public Accounting Firm” beginning on page 40.

COMPENSATION COMMITTEE



Members

Elizabeth I. Holland (Chair)

Nicole Y. Lamb-Hale

Thomas A. McEachin

Gail P. Steinel

Number of Meetings in 2023: 2

The Compensation Committee’s responsibilities include:

- ✓ Evaluate performance of our CEO and recommend annual compensation and benefits for our CEO
- ✓ Review and approve compensation and benefits for our senior officers, including our NEOs
- ✓ Administer certain other benefit plans of the Company
- ✓ Review and approve employment related agreements for senior officers, including our NEOs
- ✓ Administer and make equity awards under our long-term plan
- ✓ Oversee key strategies and human resource policies and practices for all employees

The Compensation Committee report is included at page 30 of this proxy statement and more detail on the work of the Compensation Committee is included in the “Compensation Discussion and Analysis” beginning on page 19.

NOMINATING COMMITTEE



Members

Anthony P. Nader, III (Chair)

David W. Faeder

Nicole Y. Lamb-Hale

Thomas A. McEachin

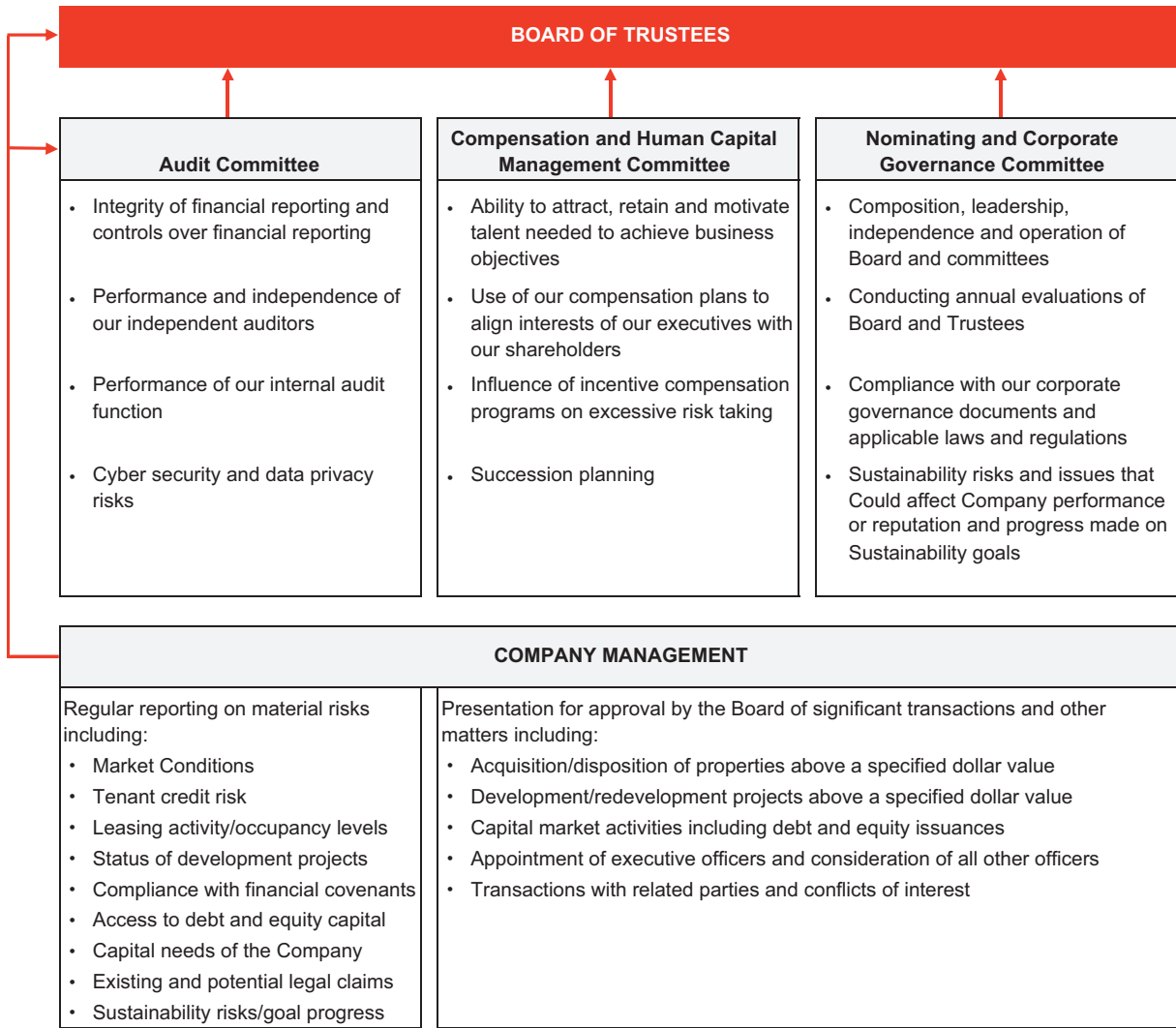
Number of Meetings in 2023: 2

The Nominating Committee's responsibilities include:

- ✓ Identify and recommend individuals to stand for election to the Board
- ✓ Develop and oversee corporate governance policies and procedures
- ✓ Oversee annual trustee evaluation process
- ✓ Recommend members of the Board to serve on its committees and in leadership roles
- ✓ Oversee corporate responsibility and sustainability efforts and monitor priorities and progress on goals

➤ BOARD'S ROLE IN RISK OVERSIGHT

The full Board has overall responsibility for risk oversight which it accomplishes directly and through its committees. The Board's committees are primarily responsible for certain matters relating to the risks inherent in the committees' respective areas of oversight as set forth in the committee charters. One of the primary ways the Board and its committees discharge their risk oversight responsibilities is through regular reporting from management which identifies key risks to enable the Board and management to identify and implement appropriate measures to manage and mitigate those risks. The chart below provides more detail on how the Board oversees risk management for the Company. The Board believes that this structure and division of responsibility is the most effective way to monitor and manage the Company's risk.



➤ **BOARD AND COMMITTEE EVALUATION PROCESS**

Our Board and each standing committee conducts annual evaluations that cover overall effectiveness of the Board and the committee as well as the effectiveness of each individual trustee. The NCGC leads the process for the evaluation of the overall Board and each individual trustee and each committee chair leads the evaluation process for his or her committee. Results of the evaluations are taken into account in determining trustees to stand for election at the next annual meeting and in determining committee assignments and leadership roles.

COMMITTEE ASSESSMENTS

Annual assessment by each committee of its effectiveness using a committee specific list of topics to guide an in-depth discussion of performance.

Topics include:

- Skills and expertise of committee members
- Adherence to committee charter
- Committee specific topics
- Information provided by and access to management

TRUSTEE EVALUATIONS

Each Trustee completes a confidential questionnaire evaluating the performance of each other trustee with the results provided to the chair of the Nominating Committee.

Topics include:

- Preparedness for meetings and understanding company business
- Overall contributions to Board and Committees
- Skill set
- Effectiveness in leadership roles (if applicable)

One-on-One Discussions

The chair of the Nominating Committee discusses the individual assessments and overall Board effectiveness with each trustee. The Board chairman conducts the same process for the Nominating Committee chair.

Results Summary and Action Taken

Results of the assessments are provided to and discussed by the full Board. Identified issues are addressed with changes incorporated into Board policies and governance as needed.

CONTINUAL FEEDBACK

The Board and the committees provide ongoing feedback on Board and Trustee performance throughout the year outside the formal evaluation process through executive session discussions.

➤ SUCCESSION PLANNING

The Board is responsible for ensuring that we have a high performing management team in place. The Board regularly conducts a detailed review of management development and succession planning activities to ensure that top management positions, including the CEO role, can be filled without significant interruption both in an emergency situation as well as on a longer-term basis.

➤ COMMUNICATIONS WITH THE BOARD

Shareholders and other interested parties may communicate with the Board or any Trustee by sending the communication to the intended recipient at c/o Corporate Secretary, 909 Rose Avenue, Suite 200, North Bethesda, Maryland 20852. Any communication which indicates it is for the Board of Trustees or fails to identify a particular Trustee will be deemed to be a communication intended for our Non-Executive Chairman of the Board. Our Secretary will promptly forward to the appropriate Trustee all communications received for the Board or any individual Trustee which relate to our business, operations, financial condition, management, employees or similar matters. Our Secretary will not forward to any Trustee any advertising, solicitation or similar materials.

➤ COMPENSATION COMMITTEE INTERLOCKS AND INSIDER PARTICIPATION

The Compensation Committee consists of Ms. Holland, Ms. Lamb-Hale, Mr. McEachin and Ms. Steinel. There are no Compensation Committee interlocks and no member of the Compensation Committee serves, or has in the past served, as an employee or officer of the Company.

➤ RELATED PARTY TRANSACTIONS

Our Trustees and employees are required to deal with the Company on an arms-length basis in any related party transaction. Transactions between us and any of our Trustees or corporate officers must be approved in advance by the Audit Committee. Audit Committee approval is not required for us to enter into a lease with an entity in which any of our Trustees is a director, employee or owner so long as the lease is entered into in the ordinary course of business and is negotiated at arms-length and on market terms.

We have no related party transactions with any of our Trustees that are required to be disclosed. None of our named executive officers (“NEOs”) has any indebtedness to the Company or any relationship with the Company other than as an employee and shareholder. Employment and change-in-control arrangements between the Company and the NEOs are described in the “Potential Payments on Termination of Employment and Change-in-Control” section below.

➤ TRUSTEE INDEPENDENCE

The Board has adopted a standard designed to assist the Board in assessing trustee independence. This standard, included in our Corporate Governance Guidelines, states that a Trustee’s position as a director, officer or owner of a company with which we do business does not constitute a material relationship impacting independence so long as payments made by that company do not account for more than five percent (5%) of our gross revenues or more than ten percent (10%) of the gross revenues of that company. The Board performs an annual review of independence of all trustees and nominees. In order to make a determination that an individual is independent, the Board has to affirmatively conclude that the individual does not have any direct or indirect material relationship with the Company. This independence determination takes into account the requirements of our Corporate Governance Guidelines and any additional requirements imposed by law, regulation or the New York Stock Exchange (“NYSE”) listing standards and is only made after a thorough review of all relationships that exist between the Company and a trustee.

Based on this review process, the Nominating Committee recommended, and the Board concluded, that all of our Trustees, other than Mr. Wood, our chief executive officer, are independent under all applicable standards for service on the Board and each of its committees. In making this determination, the Board considered certain indirect passive investments Mr. Nader has directly and indirectly in three of the Company’s small shop tenants. The Board determined that Mr. Nader’s passive investment in these three small shop tenants did not constitute a material relationship with the Company and would not interfere with Mr. Nader’s ability to exercise independent judgment.

Proposal 1: Election of Trustees

On recommendation of the Nominating Committee, our Board has nominated seven (7) candidates for election as trustees at the Annual Meeting. All of the nominees are incumbent trustees and were elected as trustees by our shareholders in May 2023. More detailed biographical information on each nominee can be found beginning on page 14.

At the Annual Meeting, each trustee will be elected to hold office for a one-year term expiring at the 2025 annual meeting of shareholders and until his or her successor is elected and qualified.

➤ **VOTE REQUIRED AND MAJORITY VOTING STANDARD**

You are entitled to cast one vote per share for each of the seven nominees. Proxies may not be voted for more than seven individuals. In an uncontested election such as this one, our Bylaws require that a nominee receive a majority of votes cast with respect to that nominee in order to be elected. Accordingly, any nominee who does not receive a majority of votes cast will be required to resign from the Board within ninety (90) days. Broker non-votes and abstentions, if any, will not be treated as votes cast and as a result, will have no effect on the outcome of the vote for this proposal. Over the past 5 years, our nominees who have stood for election have received, on average, nearly 98% votes “for” at each shareholder meeting.














Our Board recommends a vote **FOR** each of the seven nominees

➤ **NOMINEE CHARACTERISTICS AND SELECTION**

The Nominating Committee has primary responsibility for identifying and recommending individuals to be added to the Board and to stand for election by shareholders. Individuals identified must have the highest personal and professional integrity, demonstrated exceptional intelligence and judgment, have proven leadership skills, be committed to our success, have the requisite skills necessary to advance our long-term strategy, and have the ability to work effectively with our Chief Executive Officer and other members of the Board. In addition, the Nominating Committee assesses the contribution that a particular candidate’s skills and expertise will make with respect to guiding our strategy and management when considered as a whole with the skills and expertise of other trustees.

The chart below highlights some of the key qualifications and experience that our Board believes are relevant to the effective oversight of the Company and the execution of our long-term strategy and were considered as relevant for each nominee. The absence of a mark for an attribute for any nominee does not necessarily mean that the nominee does not possess that attribute; it means only that when the Board considered that nominee in the overall context of the composition of our Board, that attribute was not a key factor in the determination to nominate that individual. Further information on each nominee’s qualifications and relevant experience is provided in the individual biographical descriptions below starting on page 14.

NOMINEE QUALIFICATIONS AND EXPERIENCE

Qualification/Experience							
 Strategic Planning and Leadership	•	•	•	•	•	•	•
 CEO/Executive Management	•	•	•	•	•	•	•
 REIT/Public Company Executive	•		•				•
 Public Company Board Service	•	•	•	•	•	•	•
 Financial Expertise/Literacy	•	•		•	•	•	•
 Real Estate Investing/Finance	•	•			•		•
 Retail Industry		•			•		
 Risk Management	•	•	•	•	•	•	•
 Human Capital Management	•	•	•	•	•	•	•
 Corporate Governance	•	•	•	•	•	•	•
 Sustainability	•	•					•

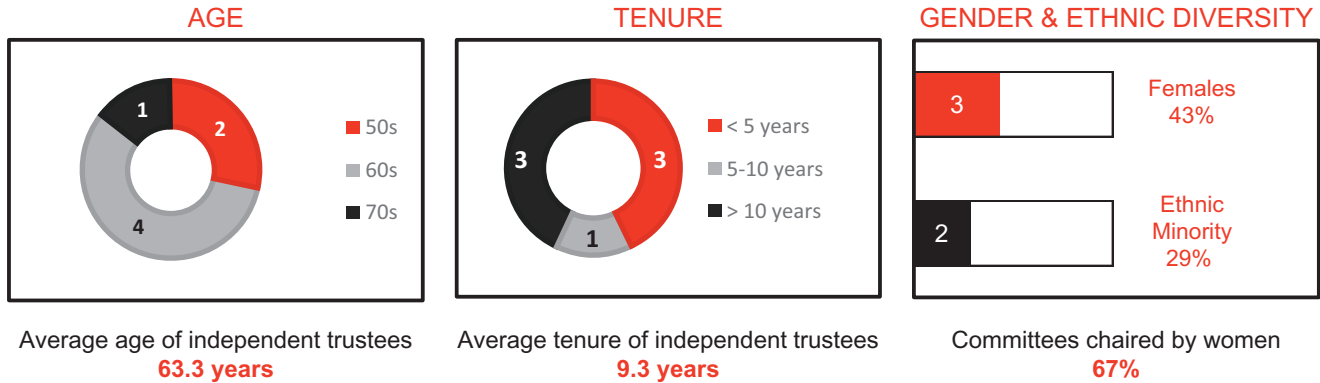
DEMOGRAPHICS

Race/Ethnicity							
Black or African American			•	•			
White	•	•			•	•	•
Gender							
Female		•	•			•	
Male	•			•	•		•

To identify, recruit and evaluate qualified candidates for the Board, the Board first looks to individuals known to current Board members through business and other relationships. If the Board is not able to identify qualified candidates in the foregoing way, the services of a professional search firm would be used. In addition, any shareholder, or a group of up to 20 shareholders, that has continuously owned for 3 years at least 3% of the Company’s outstanding Common Shares can nominate and include in the Company’s annual meeting proxy materials up to the greater of two trustees or 20% of the number of trustees serving on the Board, provided that the shareholder(s) and the nominee(s) satisfy the requirements set forth in our Bylaws. For further information regarding submission of a trustee nominee using the Company’s proxy access Bylaw provision or otherwise, see the “Shareholder Proposals for the 2025 Annual Meeting” section starting at page 46.

> **NOMINEE DIVERSITY AND TENURE**

The Board believes that a mix of skills, qualifications, ages, tenure and diversity are important considerations in identifying nominees so that the Board as a whole has the different viewpoints needed to provide appropriate oversight of the Company’s business. Among the many items the Board takes into account, the Board specifically considers the gender and race/ethnicity of prospective nominees in order to ensure diverse representation on the Board.



> **OUR NOMINEES**

The following biographical descriptions set forth certain information with respect to each nominee for election at the Annual Meeting as well as the specific experience, qualifications, attributes and skills that led to our Board’s conclusion that each nominee should serve as a trustee of our Company.



DAVID W. FAEDER

Age: 67
Trustee Since: 2003
Non-Executive Chairman
Managing Partner of
Fountain Square Properties
and Managing Member of
Kensington Senior Living



ELIZABETH I. HOLLAND

Age: 58
Trustee Since: 2017
Chief Executive Officer of
Abbell Credit Corporation
and Abbell Associates, LLC

Mr. Faeder has been the managing partner of Fountain Square Properties since 2003 and managing member of Kensington Senior Living since 2011, both of which are focused on the ownership, operation and development of senior housing. Prior to that, he held various positions at Sunrise Senior Living from 1993 to 2003. Those positions included Vice Chairman, President and Executive Vice President-Chief Financial Officer. Mr. Faeder began his career in public accounting before moving into investment banking immediately prior to joining Sunrise. Mr. Faeder received a BS in Business Administration from Old Dominion University and an MBA from the Colgate Darden Graduate School of Business at the University of Virginia. Mr. Faeder has been designated by the Board as an audit committee financial expert in accordance with the SEC definition.

Skills and Qualifications

Mr. Faeder has deep levels of experience in leadership, real estate investment and development as well as finance and accounting acquired from his time as a private investor and as a public company real estate CFO coupled with his public company and accounting background. This experience provides valuable perspective on our investment decisions, alignment of our capital structure to support those investments and on our financial reporting. His experience in senior living also provides valuable insights for a growing area that could be a source of additional value creation at a number of our properties.

Prior Public Company Directorships:
Arlington Asset Investment Corp.

Committees:
Audit Committee
Nominating Committee

Ms. Holland is the Chief Executive Officer of Abbell Credit Corporation and Abbell Associates, LLC, a private retail real estate company. She has held that position since 1997. Prior to that, she served as a senior staff attorney on the Congressional Bankruptcy Review Commission (1996-1997), as a business reorganization attorney at Skadden, Arps, Slate, Meagher & Flom (1993-1996) and as a fixed income portfolio manager at Brown Brothers Harriman & Company from (1989-1990). From 2016-2017, Ms. Holland served as the Chairman of the Board of Trustees for ICSC (f/k/a International Council of Shopping Centers) and has served as a trustee for that organization since 2004. Ms. Holland earned a BA from Hamilton College and a JD from Brooklyn Law School. In addition to her public board service, Ms. Holland serves on the boards of 1000 Friends of Iowa, a non-profit organization focused on responsible land use, and Primo Center for Women & Children whose mission is to provide family shelter and permanent supportive housing and other supportive services to homeless families in Chicago.

Skills and Qualifications

Ms. Holland brings valuable insights into retailers and the retail industry in general from her time in leadership positions with ICSC and her own investing experience in retail real estate as well as a wealth of business and leadership experience from running a private real estate company. Those perspectives are invaluable for a retail based real estate company.

Other Public Company Directorships:
VICI Properties, Inc.

Committees:
Audit Committee
Compensation Committee (Chair)



NICOLE Y. LAMB HALE
 Age: 57
 Trustee Since: 2020
 Vice President, Chief
 Legal Officer and
 Corporate Secretary of
 Cummins, Inc.

Ms. Lamb-Hale currently serves as the Vice President, Chief Legal Officer and Corporate Secretary of Cummins Inc., a position she has held since 2023 overseeing all legal affairs and related risk management. While at Cummins Inc., Ms. Lamb-Hale has also held the titles Vice President and Chief Legal Officer (2023) and Vice President and General Counsel (2021-2022). Prior to that time, she was a Managing Director at Kroll, a global governance, risk and transparency consultant (2016-2021), a Senior Vice President at Albright Stonebridge Group (2013-2016), a global strategy consultancy, and served as the Assistant Secretary of Commerce for Manufacturing and Services in the International Trade Administration of the U.S. Department of Commerce (2010-2013) and as the Deputy General Counsel for the U.S. Department of Commerce (2009-2010). Ms. Lamb-Hale is a licensed attorney who began her career at law firms (1991-2009) where she practiced in the areas of business restructuring and public finance. Ms. Lamb-Hale earned an AB in Political Science from the University of Michigan and a JD from Harvard Law School. In addition to her service on Federal's Board, Ms. Lamb-Hale serves on the board of Delta Parent Holdings, Inc. as well as the boards of various non-profit groups including the American Leadership Initiative and the Center for International Private Enterprise.

Skills and Qualifications

Ms. Lamb-Hale's 30 years of experience, spanning the private and public sectors, in law, executive level risk management and mitigation, and restructuring, coupled with her leadership skills gained from her varied executive roles, provides the company with diverse and valuable insights as it develops and implements its current and long-term business strategies.

Committees:

Compensation Committee
 Nominating Committee



THOMAS A. McEACHIN
 Age: 71
 Trustee Since: 2022
 Retired Vice President
 and Group Chief Financial
 Officer of Covidien
 Surgical Solutions

Mr. McEachin has served as Vice President and Group Chief Financial Officer (2008-2012) at Covidien Surgical Solutions, a division of Covidien plc, a global health care products company and manufacturer of medical devices and supplies. From 1997 to 2008, Mr. McEachin served in various finance capacities at United Technologies Corporation, a global leader in the aerospace and building industries, and its subsidiaries, including as chief Investor Relations officer, Vice President and Controller of Pratt & Whitney, and Vice President and Chief Financial Officer of UTC Power. Prior to that, he held several executive positions with Digital Equipment Corporation, a vendor of computer systems, including computers, software, and peripherals, from 1986 to 1997. Mr. McEachin was with Xerox Corporation, a global corporation that sells print and digital document products and services, from 1975 to 1986, serving as Controller of the procurement organization. Mr. McEachin formerly served as a trustee and officer of the Wadsworth Atheneum (Hartford, CT), the oldest public art institution in the United States, serving on their executive, finance and investment committees. He also is a past board member of the Connecticut Science Center and chair of the audit committee. Mr. McEachin holds a B.S. from New York University School of Engineering, an MBA from Stanford University and completed the Advance Management Program at University of Pennsylvania's Wharton School.

Skills and Qualifications

Mr. McEachin's history as a CFO plus his extensive finance and executive management experience and in-depth knowledge as a CFO of financial reporting, compliance, accounting and controls and corporate governance matters provides the company with important skills.

Other Public Company Directorships:

Pediatrix Medical Group, Inc.

Prior Public Company Directorships:

Surgalign Holdings, Inc.

Committees:

Compensation Committee
 Nominating Committee



ANTHONY P. NADER, III
 Age: 60
 Trustee Since: 2020
 Managing Director of
 SWaN & Legend Venture
 Partners

Mr. Nader is a Managing Director of SWaN & Legend Venture Partners, an investment firm that Mr. Nader co-founded in 2006, making investments in growth-oriented companies. Mr. Nader also serves as Vice Chairman of Asurion, a privately held company with over 19,000 employees that provides technology protection to approximately 300 million customers worldwide. In 2008, Mr. Nader successfully merged his prior company, National Electronics Warranty (“NEW”) with Asurion. Mr. Nader joined NEW in 1990 as Chief Operating Officer, was named President in 1999 and Chief Executive Officer in 2006, a position he held until 2013. Under his leadership, NEW grew to be the largest global provider of extended service plans for the consumer electronics and appliance industry. Mr. Nader earned a BSBA in Finance from John Carroll University and an MBA from Weatherhead School of Management at Case Western Reserve University. Mr. Nader also served as the Chairman of the Inova Health System Board of Trustees until December 31 2023. Mr. Nader has been designated by the Board as an audit committee financial expert in accordance with the SEC definition.

Skills and Qualifications

Mr. Nader provides our Board with more than 30 years of business and leadership experience as well as a deep investment background in both real estate and growth-oriented companies including retailers. This background complements others on our Board and adds to our depth of financial and investing expertise that is so critical to the success of the Company.

Prior Public Company Directorships:
 Arlington Asset Investment Corp.

Committees:
 Audit Committee
 Nominating Committee (Chair)



GAIL P. STEINEL
 Age: 67
 Trustee Since: 2006
 Owner of Executive
 Advisors

Ms. Steinel is the owner of Executive Advisors (2007-present), a business that provides consulting services to chief executives and senior officers and leadership seminars/speeches to various organizations. Prior to creating her own consulting firm, Ms. Steinel was the Executive Vice President of Global Commercial Services of Bearing Point (2002-2007) and a global managing partner for Arthur Andersen’s Business Consulting Practice (1984-2002) after beginning her career as an auditor at Arthur Andersen (1977-1984). Ms. Steinel received a BA in Accounting from Rutgers University. Ms. Steinel’s public company board service experience includes MTS Systems Corporation (2009-2020). In addition, Ms. Steinel serves on the boards of Invesque, Inc., a Toronto stock exchange company that invests in a highly diversified portfolio of properties across the health care spectrum throughout the US and Canada, DAI, an international development company that tackles fundamental social and economic development problems caused by inefficient markets, ineffective governance, and instability, and the Center for Hope & Safety, a nonprofit that assists women and children suffering from domestic violence. Ms. Steinel has been designated by the Board as an audit committee financial expert in accordance with the SEC definition.

Skills and Qualifications

Ms. Steinel’s history as a CPA combined with her more than 35 years of experience in auditing, leadership, leadership development and financial systems provides us with valuable insights on leadership, leadership development, risk management and systems operations.

Prior Public Company Directorships:
 MTS Systems Corporation

Committees:
 Audit Committee (Chair)
 Compensation Committee



DONALD C. WOOD

Age: 63

Trustee Since: 2003

Chief Executive Officer of Federal Realty Investment Trust

Mr. Wood currently serves as our Chief Executive Officer, a role he has held since 2003. Before assuming that role, he served as our President (2001-2003) and held the titles of Chief Operating Officer and Chief Financial Officer at various points from 1998-2003. Prior to joining Federal, Mr. Wood served as the Chief Financial Officer for Caesars World, Inc. (1996-1998), the Assistant/Deputy Controller of ITT Corporation (1990-1996), the VP of Finance for Trump Taj Mahal Associates (1989-1990) and as an audit manager with Arthur Andersen (1982-1989). Mr. Wood is a CPA and received a BS in Business Administration from Montclair State College. Mr. Wood previously served as a director of public companies Quality Care Properties (2016-2018) and Post Properties (2011-2016). In addition to his public company board service, Mr. Wood served as Chairman of the Board of Trustees of the National Association of Real Estate Investment Trusts (2011-2012) and previously served on the Board of Governors of ICSC (f/k/a International Council of Shopping Centers).

Skills and Qualifications

Mr. Wood's 25 years of experience with Federal, including his responsibilities as chief executive officer and as a REIT CFO, provide the Board with familiarity and details on all aspects of the operations and financial condition of the Company.

Prior Public Company Directorships:

Quality Care Properties

Post Properties

> TRUSTEE COMPENSATION

As of December 31, 2023, our standard arrangement for compensation for our non-management trustees included the following:

Trustee Compensation Element	Amount	Payment Form
Board Service		
Annual Retainer	\$ 200,000	40% cash; 60% equity
Annual Retainer Non-Executive Chairman	\$ 225,000	60% cash; 40% equity
Committee Chairs		
Audit Committee	\$ 25,000	Cash
Compensation Committee	\$ 15,000	Cash
Nominating Committee	\$ 15,000	Cash

All amounts are prorated for any partial years of service and shares issued are fully vested on the grant date.

Our non-management Trustees are required to maintain ownership of our shares having a value equal to at least 5 times the amount of their annual cash retainer. This requirement must be met within 5 years after joining the Board. As of December 31, 2023, all of our Trustees who have been on the Board for 5 or more years were in full compliance with this ownership requirement. We expect our newest Trustees who joined the Board in 2020 and 2022 to be in compliance with this equity ownership requirement within the 5-year time frame.

The actual compensation awarded to our Trustees for service in 2023 was as follows:

Name	Annual Retainer		Committee Chair Fees	Total
	Paid in Cash	Paid in Shares ⁽¹⁾		
David W. Faeder	\$ 135,000	\$ 90,000	\$ -	\$ 225,000
Elizabeth I. Holland	\$ 80,000	\$ 120,000	\$ 15,000	\$ 215,000
Nicole Y. Lamb-Hale	\$ 80,000	\$ 120,000	\$ -	\$ 200,000
Thomas A. McEachin	\$ 80,000	\$ 120,000	\$ -	\$ 200,000
Anthony P. Nader, III	\$ 80,000	\$ 120,000	\$ 15,000	\$ 215,000
Gail P. Steinel	\$ 80,000	\$ 120,000	\$ 25,000	\$ 225,000
Total	\$ 535,000	\$ 690,000	\$ 55,000	\$ 1,280,000

⁽¹⁾ Shares were issued on January 2, 2024 with the number of shares received by each Trustee determined by dividing the amount to be paid in shares by \$103.05, the closing price of our shares on the NYSE on December 29, 2023.

Proposal 2: Approving our Executive Compensation

We are seeking an advisory vote to approve our executive compensation for 2023. We have always held our “Say on Pay” vote annually and in 2023, a majority of our shareholders voted to continue to hold this vote annually. Although this “Say on Pay” vote is advisory and is not binding on our Board, our Compensation Committee will take into consideration the outcome of this vote when making future executive compensation decisions.

The text of the resolution if Proposal 2 is passed is:

RESOLVED, that the shareholders of the Company hereby approve, on an advisory basis, the compensation of our NEOs as described in the CD&A and the Executive Compensation section that follows as required by Item 402 of Regulation S-K.

The affirmative vote of a majority of votes cast at the Annual Meeting, in person or by proxy, is required to approve this proposal. An “abstention” or “broker non-vote” will have no effect on the outcome of the vote for this proposal.

Our Board has designed our current executive compensation program to appropriately link compensation realized by our NEOs to our performance and properly align the interests of our NEOs with those of our shareholders. The details of this compensation for 2023, and the reasons we awarded it, are described in the “Compensation Discussion and Analysis,” starting below.



Our Board recommends a vote **FOR** the compensation of our NEOs

Compensation Discussion and Analysis

CD&A TABLE OF CONTENTS	Page #
Introduction	20
2023 Business Highlights Supporting Compensation Decisions	20
Program Philosophy and Objectives	20
Executive Compensation Practices	21
Components of Compensation	21
Compensation Setting Process	22
Annual Compensation Decision Making	22
Role of the Compensation Committee	22
Role of Management	22
Role of Independent Compensation Consultant	22
2023 Compensation Decisions	22
Setting 2023 Target Compensation	22
Individual Elements of 2023 Pay	23
<i>Base Pay</i>	23
<i>Annual Bonus Program</i>	23
<i>Long-Term Incentive Program</i>	24
2023 NEO Performance Summary	26
Other Compensation Practices and Policies	28
Consideration of Say on Pay Vote	28
No Hedging or Pledging of Our Shares	28
Severance and Change-in-Control Arrangements	28
Clawback Policy	28
Share Ownership Guidelines	28
Risk Assessment of Compensation Programs	29
Equity Grant Practices	29
Tax Deductibility of Executive Compensation	29
Health and Welfare Benefits	30
Compensation Committee Report	30

Named Executive Officers (“NEO”)



DONALD C. WOOD

Chief Executive Officer
Age: 63 Joined Federal: 1998
In position since: 2003




JEFFREY S. BERKES

President and Chief Operating Officer
Age: 60 Joined Federal: 2000
In position since: 2021



DANIEL GUGLIELMONE

EVP-Chief Financial Officer and Treasurer
Age: 57 Joined Federal: 2016
In position since: 2016








DAWN M. BECKER

EVP-General Counsel and Secretary
Age: 60 Joined Federal: 1997
In position since: 2002

INTRODUCTION

> 2023 BUSINESS HIGHLIGHTS SUPPORTING COMPENSATION DECISIONS:

Business accomplishments for the year ended December 31, 2023 included the following highlights:

	FFO Per Share Growth	FFO per diluted share* of \$6.55 representing growth of 3.6% over 2022 driven by record levels of total revenue, positive impacts from capital investment, and overall continued strength in the broader retail real estate market
	Strong Leasing Activity	Signed new and renewal comparable space leases covering more than 2 million square feet of space and \$74.5 million of year 1 revenue
	Productive Capital Investments	Investments in existing assets such as Pike & Rose, Darien Commons, Mercer on One and Escondido producing significant year over year growth
	56th Year of Dividend Increases	Raised the dividend on our common shares for the 56th consecutive year, a record in the REIT industry, representing a compound annual growth rate of 7% over that 56-year period
	Sustainability	Achieved ~ 32% decrease in Scope 1 and 2 GHG emissions through 2022 versus 2019 baseline in alignment with our 2030 GHG reduction target set in accordance with the Science-Based Target initiative

* FFO per diluted share ("FFO per share") is a non-GAAP financial measure that we consider significant in our business. See Appendix A for a reconciliation of FFO per share to net income.











> PROGRAM PHILOSOPHY AND OBJECTIVES

Our executive compensation philosophy and practices reflect a commitment to paying for performance – both short-term and long-term. Our programs are designed to attract, retain, motivate and reward talented, experienced executives to successfully manage our business, execute our strategy and drive shareholder value. We have three key objectives within this philosophy:

- Establish a strong link between pay and performance
- Align the financial interest of our NEOs with our shareholders, particularly over the longer term
- Reinforce business strategies and objectives and drive sustained shareholder value

➤ EXECUTIVE COMPENSATION PRACTICES

The following table summarizes key governance elements related to our compensation programs:

What We Do	What We Don't Do
<ul style="list-style-type: none">  Maintain a pay mix that is heavily performance-based  Align compensation with company and individual performance  Seek annual shareholder advisory approval of executive compensation  Maintain strong share ownership guidelines of 7x base salary for our CEO and 2.5x base salary plus annual bonus for our other NEOs  Maintain incentive compensation clawback policy  Conduct annual compensation risk assessment 	<ul style="list-style-type: none">  Have employment agreements with our NEOs with required fixed compensation increases  Grant options below fair market value or repriced options  Permit hedging or pledging of our shares  Provide perquisites that are not made available to all of our employees

➤ COMPONENTS OF COMPENSATION

The following table sets out the three components of our compensation plan as well as key information about each component.

	Pay Component	Time	Metric	Purpose	Impact	
Annual / Short-Term	Base Pay See p. 23 for more information	1 year	Individual performance	To provide fair and competitive compensation for individual performance and level of responsibility of position held	Attract and retain talent	Fixed
	Annual Performance Bonus See p. 23 for more information	1 year	FFO per Share Individual performance	To provide performance based annual cash awards to motivate and reward employees for achieving our short-term business objectives	Drive near-term corporate and individual performance goals	
Long-Term	Equity Incentive See p. 24 for more information	3 years	Relative total shareholder return (34%) FFO multiple premium (33%) Return on invested capital (33%)	To provide performance-based equity compensation in the form of restricted shares to drive medium and longer-term business objectives	Drive medium and long-term performance goals and retain talent	Variable / At risk

COMPENSATION SETTING PROCESS

> ANNUAL COMPENSATION DECISION MAKING

Our Compensation Committee develops and executes our executive compensation program on behalf of the Board, including creating compensation programs and policies, setting target compensation levels for our NEOs, setting performance metrics for incentive compensation plans, establishing expectations for individual NEO performance and determining payouts of incentive compensation for completed performance periods.

In setting NEO compensation, the Compensation Committee considers competitive market data for similar jobs and job levels in the market, Company performance measured against financial metrics and targets established by the Compensation Committee, general business climate and each individual's experience, knowledge, skills and personal contributions.

> ROLE OF THE COMPENSATION COMMITTEE

The Compensation Committee approves all final compensation arrangements for our NEOs including final payouts under our incentive compensation programs. It also oversees an annual evaluation of our CEO's performance by all of our independent Trustees.

> ROLE OF MANAGEMENT

Our CEO makes recommendations to the Compensation Committee regarding compensation for our NEOs (other than himself) taking into account Company performance, each executive's personal contributions to the Company's accomplishments and relevant market data.

> ROLE OF INDEPENDENT COMPENSATION CONSULTANT

The Compensation Committee retains consultants periodically to assist with setting compensation. No consultant was used in connection with the compensation of our NEOs for 2023.

2023 COMPENSATION DECISIONS

> SETTING 2023 TARGET COMPENSATION

The Compensation Committee determined target compensation for each NEO by considering numerous individual factors for each NEO, including job responsibilities and skill sets, performance in their position, importance to achieving our corporate objectives, retention risk, ability to replace the role, previously issued equity awards and tenure with the company. The Compensation Committee then reviewed the annual NAREIT compensation survey that gathers data from more than 100 REITs for the market compensation information for our NEOs. Applying their individual judgments to our NEOs after consulting the NAREIT survey, the Compensation Committee made no changes to target compensation for our NEOs in 2023 other than to increase in the bonus target with respect to Mr. Berkes to align his target with market.

	Base Pay	Target Annual Bonus % of Base	Target Annual Bonus Amount	Target Long- Term Incentive	Total 2023 Target
Mr. Wood	\$ 1,000,000	150%	\$ 1,500,000	\$ 6,000,000	\$ 8,500,000
Mr. Berkes	\$ 650,000	125%	\$ 812,500	\$ 1,000,000	\$ 2,462,500
Mr. Guglielmo	\$ 575,000	100%	\$ 575,000	\$ 1,000,000	\$ 2,150,000
Ms. Becker	\$ 575,000	100%	\$ 575,000	\$ 1,000,000	\$ 2,150,000

These target pay packages are heavily weighted to components that are paid based on both company and individual performance which creates significant alignment between our NEOs and shareholders.

	Base Pay	Annual Bonus	Long-Term
CEO Pay Mix	12%	18%	70%
	88% Performance-Based At Risk		
Average Other NEOs Pay Mix	27%	29%	44%
	73% Performance-Based At Risk		

➤ INDIVIDUAL ELEMENTS OF 2023 PAY

Base Pay

The base pay level established for each of our NEOs represents a modest portion of each individual's total compensation package and the Compensation Committee believes them to be competitive and appropriate based on market data. There were no changes to base pay made in 2023 for any of our NEOs.

Annual Bonus Program

Our bonus plan is an annual cash incentive program designed to reward achievement for the current year based on achieving a level of FFO per share that the Committee has determined is necessary for the Company to achieve its business objectives for the year. The Compensation Committee has determined that FFO per share is the appropriate measure to use for our annual bonus program because it is a key annual metric used by investors, the Board and management to evaluate the Company's annual performance and it reflects the full range of decision making and execution for the Company for the year. The Compensation Committee sets the required performance level for FFO per share at the beginning of each year with levels reflecting performance that ranges from acceptable at the threshold level to exceptional at the stretch level based on budgets reviewed by the entire Board. Approximately 95% of our employees participate in this annual bonus plan.

Performance Goal	Performance Levels			Actual
	Threshold	Target	Stretch	
<i>Payout as Percentage of Target</i>	75%	100%	125%	
FFO per diluted Share	\$6.35	\$6.45	\$6.55	\$6.55
	Final Payout			125.0%

When set in February 2023, the achievement levels of FFO per share represented approximately 2% year-over-year growth at target and nearly 4% year-over-year growth at the stretch level. Consistent with other publicly traded shopping center companies, growth expectations for 2023 were muted as a result of the expected bankruptcy filing of a large anchor tenant whose rent at that time accounted for nearly 1% of our annualized base rent and approximately 1.5% of our total square footage. Our ability to deliver results at the high end of our range was primarily a result of receiving significantly more rent from the spaces occupied by that anchor tenant as well as benefits from continued strong leasing and occupancy gains.

Each NEO had a maximum potential bonus opportunity established as a percentage of base pay combined with the performance level achieved by the Company. Our NEOs are entitled to receive 25% of the final bonus amount solely based on Company performance. The remaining 75% is earned based on the Compensation Committee's assessment of each individual's performance and whether that NEO achieved the objectives set out by the Company within that NEO's area of responsibility. Based on a review of each individual's performance and the considerations outlined in detail on pages 26-27, the Compensation Committee elected to award each of our NEOs the full amount of the individual performance portion of his/her bonus potential.

NEO	Target (% Base Pay)	Target (\$)	Actual Maximum Payout	Actual Earned		
				Company Performance	Individual Performance	Total Paid
Mr. Wood	150%	\$ 1,500,000	\$ 1,875,000	\$ 468,750	\$ 1,406,250	\$ 1,875,000
Mr. Berkes	125%	\$ 812,500	\$ 1,015,625	\$ 253,906	\$ 761,719	\$ 1,015,625
Mr. Guglielmono	100%	\$ 575,000	\$ 718,750	\$ 179,688	\$ 539,063	\$ 718,750
Ms. Becker	100%	\$ 575,000	\$ 718,750	\$ 179,688	\$ 539,063	\$ 718,750

Our NEOs have the option to receive up to 25% of the final bonus payout in the form of shares that vest equally over three years with accelerated vesting on death, disability, change in control and termination without cause. In consideration of the extended payment period for this portion of the bonus already earned, the employee receives shares valued at 120% of the portion of the annual bonus he/she elects to receive in shares. This option is made available to all participants in our annual bonus plan at the level of Director and above. The cash portion of the 2023 annual bonus is reflected in the “Non-Equity Incentive Plan Compensation” column in the Summary Compensation Table in this proxy statement. The portion of the annual bonus paid in shares will be included in the “Stock Awards” column in the Summary Compensation Table and the Grants of Plan-Based Awards Table in next year’s proxy statement.

In addition to the annual bonus, the Committee awarded a one-time, cash bonus of \$150,000 to Mr. Guglielmono in recognition of his tremendous efforts to raise capital in a difficult market in order to refinance maturing debt in creative, cost effective ways that position the company for growth over the next several years.

Long-Term Incentive Program

The largest portion of compensation for each of our NEOs comes from our equity based long-term incentive program that aligns the interests of our NEOs with shareholders by incentivizing our NEOs to identify and accomplish medium and longer-term business objectives that generate value through share price appreciation, dividend growth and prudent capital allocation decisions. Performance for purposes of our long-term incentive program is measured against the following preset metrics.


Plan Metric	Description
Relative Total Shareholder Return (34% weighting)	Compares our total shareholder return, taking into account share price appreciation and assuming reinvestment of dividends, against the total return achieved by the Bloomberg REIT Shopping Center Index (“BBRESHOP”) which is comprised of publicly traded companies that own and operate open air shopping centers. The Compensation Committee believes that the BBRESHOP provides an appropriate basis to compare our performance against similarly situated companies.
FFO Multiple Premium (33% weighting)	Compares the FFO multiple at which the Company is trading at the end of the performance period against the average FFO multiple at which all other public shopping center companies (other than the Company) are trading at that time. The FFO multiples are provided by a third party investment bank and serves as a measure of investor expectations of our long-term growth potential and confidence in our management team versus other publicly traded open air shopping center companies.
Return on Invested Capital (33% weighting)	Reflects how effectively we have allocated our shareholders’ capital during the 3-year performance period and incentivizes sound, long-term investment decisions focused on generating strong future shareholder returns. The metric encompasses all aspects of capital allocation decisions. Required performance levels are established to reflect changing market expectations as we acquire, sell and develop assets.

The required performance levels for each of these metrics and the actual performance achieved for the 3-year performance period from 2021 through 2023 is set forth below.

Performance Goal	Weighting	Performance Targets			Payout Factor	
		Threshold	Target	Stretch	Unweighted	Weighted
<i>Payout as Percentage of Target</i>		50%	100%	150%		
Relative Total TSR	34%	5% < Index	Index	5% > Index	53%	18.0%
FFO Multiple Premium	33%	5% Premium	15% Premium	20% Premium	118%	38.9%
Return on Invested Capital	33%	6.00%	6.25%	6.50%	150%	49.5%
					Final Payout	106.4%

The Compensation Committee has the right to increase or decrease each NEO's award under our long-term incentive program by up to 20% to reflect individual performance and chose not to exercise that discretion for any of our NEOs. See the discussions on pages 26-27 for the factors considered by the Compensation Committee in determining the final long-term incentive awards payable to our NEOs for the 2021 through 2023 performance period.

The equity awards under our long-term incentive program are paid in the form of restricted shares that are issued after completion of the 3-year performance period and then vest equally over an additional period of 3 years from the date they are earned and issued. As a result, each NEO is required to hold all of their earned shares for 1 year after they have been earned, two-thirds of their earned shares for 2 years after they are earned and one-third of their earned shares for 3 years after they are earned.



The actual number of shares awarded to each of our NEOs is determined by dividing the amount of the award by the closing price of our shares on the NYSE on the date the awards are made.

There is no amount included in the Summary Compensation Table or Grants of Plan-Based Awards Table in this proxy statement for long-term incentive awards earned for the 2021-2023 performance period. Those amounts will be included in next year's proxy statement. The long-term incentive awards included in the Summary Compensation Table and the Grants of Plan-Based Awards Table for our NEOs in this proxy statement relate to awards made in February 2023 for the 3-year performance period ending December 31, 2022.

2023 NEO PERFORMANCE SUMMARY

Listed below are the individual performance achievements for each of our NEOs that the Compensation Committee considered to be instrumental in its determination to award each of our NEO's the full amount of compensation he or she was eligible to receive for 2023.



Donald C. Wood
Chief Executive Officer

2023 Compensation (in 000s)

Base Pay	\$1,000
Annual Bonus	\$1,875
Long-Term Equity	\$6,384
Total	\$9,259
Total as % of Target	109%

Key Responsibilities

Mr. Wood is responsible for setting and overseeing the Company's strategic direction and priorities, delivering both short- and long-term financial results, setting the culture for the Company and setting direction for all aspects of corporate responsibility.

2023 Achievements

- ✓ Led the Company's efforts to review and execute on our long-term strategy and objectives and business plan review
- ✓ Led our overall efforts that drove record level top line revenue
- ✓ Led continued advancement of overall strategy and objectives on environmental, social and governance initiatives
- ✓ Led decisions on capital investments creating significant future value for our shareholders
- ✓ Led focus on sustainability initiatives as high level corporate priorities to support our overall business objectives



Jeffrey S. Berkes
President and Chief
Operating Officer

2023 Compensation (in 000s)


Base Pay	\$ 650
Annual Bonus	\$1,016
Long-Term Equity	\$1,064
Total	\$2,730
Total as % of Target	111%

Key Responsibilities

Mr. Berkes has overall responsibility for the performance of the Company's operating assets, development and redevelopment projects as well as overall responsibility for property acquisitions and dispositions.

2023 Achievements

- ✓ Oversaw Company-wide efforts that led to delivery of record level of top line revenue
- ✓ Led the Company's capital investment efforts with productive investments in existing assets contributing to FFO per diluted share growth in 2023 and expected significant future contributions
- ✓ Oversaw historically strong year of comparable space lease signings that produced \approx 10% rental growth over prior tenants and will deliver \$74.5 million of new revenue in the first year of the lease terms
- ✓ Led efforts to grow pipeline of future projects that will add value to existing assets



Daniel Guglielmono
Executive Vice President
Chief Financial Officer

2023 Compensation (in 000s)


Base Pay	\$ 575
Annual Bonus	\$ 719
Supp. Bonus	\$ 150
Long-Term Equity	\$1,064
Total	\$2,508
Total as % of Target	117%

Key Responsibilities

Mr. Guglielmono has overall responsibility for all Company related financial activity including forecasting, reporting and capital allocation, in addition to management of investor relations activities and East Coast property transactions.

2023 Achievements

- ✓ Co-led the Company’s capital investment efforts with productive investments in existing assets contributing to FFO per diluted share growth in 2023 and expected significant future contributions
- ✓ Smartly managed the Company’s debt obligations through a period of significant inflation
- ✓ Strong balance sheet management that resulted in improvement of key credit metrics
- ✓ Led financial efforts enabling the Company to increase our annual dividend rate to common shareholders for the 56th consecutive year



Dawn M. Becker
Executive Vice President
General Counsel

2023 Compensation (in 000s)

Base Pay	\$ 575
Annual Bonus	\$ 719
Long-Term Equity	\$1,064
Total	\$2,358
Total as % of Target	110%

Key Responsibilities

Ms. Becker has overall responsibility for all legal functions within the Company and heads all of our sustainability efforts in addition to overseeing our Human Resources, Information Technology and other administrative functions.

2023 Achievements

- ✓ Led the Company’s sustainability efforts
- ✓ Led the Company’s progress to date on reducing Scope 1 and 2 GHG emissions, on pace to achieve our established science-based emission reduction target
- ✓ Led the Company’s corporate sustainability reporting in line with the Global Reporting Initiative, Task Force on Climate-Related Financial Disclosures and Sustainability Accounting Standards Board
- ✓ Oversaw efforts that resulted in continued strong employee engagement results and improved succession planning in the Company
- ✓ Led continued technology system improvements and reporting to drive Company-wide efficiency and data availability and improved cyber security readiness

OTHER COMPENSATION PRACTICES AND POLICIES

➤ CONSIDERATION OF SAY ON PAY VOTE

The Company conducts an annual “say on pay” vote to approve executive compensation. At the 2023 annual meeting of shareholders, more than 94% of the shares voted were in support of the compensation paid to our NEOs. Although the vote is advisory and non-binding on the Board, the Compensation Committee regularly considers the results of this vote in evaluating the Company’s compensation programs, including for 2023 compensation. In light of the feedback from our shareholders and the Committee’s evaluation, the Compensation Committee concluded that the Company provides executive competitive programs that effectively attract, motivate, reward and retain executives in a manner aligned with our shareholder interests and made no material changes to our executive compensation programs for 2024.

➤ NO HEDGING OR PLEDGING OF OUR SHARES

The Company prohibits all officers and Trustees from engaging in short sales of our securities, establishing margin accounts, pledging our securities as collateral for a loan, buying or selling puts or calls on our securities or otherwise engaging in hedging transactions (such as zero-cost dollars, exchange funds, and forward sale contracts) involving our securities.

➤ SEVERANCE AND CHANGE-IN-CONTROL ARRANGEMENTS

We do not have employment agreements in place with any of our NEOs or any other employee which provides the Compensation Committee with maximum flexibility to modify compensation as warranted based on market conditions and Company considerations. We do, however, have in place with each of our NEOs a severance agreement that provides for certain payments and benefits to be provided to the NEO if he/she is terminated from employment under the conditions set forth in those agreements. The circumstances in which payments may be made and the potential amounts of those payments are described in more detail in the “Potential Payments on Termination of Employment and Change-in-Control” section below. We believe that the payments provided for in these agreements are consistent with market and important as part of the total compensation packages available for our NEOs.

➤ CLAWBACK POLICY

We have a clawback policy that provides for the return from an NEO of performance based compensation if we issue a restatement of financial results to correct material non-compliance with reporting requirements and the performance compensation paid to that NEO is more than it would have been based on the restated financial results. This clawback policy complies with the most current NYSE requirements.

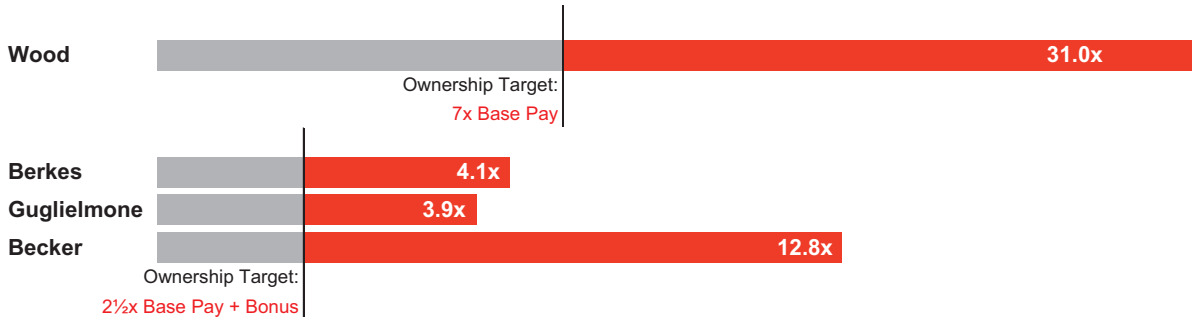
➤ SHARE OWNERSHIP GUIDELINES

We maintain guidelines requiring each of our NEOs as well as other executive vice presidents to maintain a specific level of ownership of our shares as shown below. These guidelines are intended to link the interests of our NEOs and other executive vice presidents with the interests of our shareholders. Each individual subject to these guidelines has five years to achieve the required level of ownership after becoming subject to the guidelines.

Compliance with our ownership guidelines gets measured and reviewed by the Board at the end of each fiscal year and the ownership level of each of our NEOs as of December 31, 2023 is shown below based on the closing price of our shares on December 29, 2023.



Our NEOs were in compliance with our equity ownership requirements as of December 31, 2023.



➤ RISK ASSESSMENT OF COMPENSATION PROGRAMS

The Compensation Committee completed its last annual review of our compensation programs and policies from a risk perspective in February 2024. The Compensation Committee does not believe that our programs encourage unnecessary or excessive risk or are likely to have a material adverse effect on the Company. Our compensation programs use both short- and long-term incentives with different metrics driven by corporate performance, have differing performance requirements. Further, we have in place policies to mitigate risk including robust share ownership requirements and vesting periods on equity awards made as part of our compensation programs.

➤ EQUITY GRANT PRACTICES

We do not have a practice or policy of timing our equity grants relative to the release of material non-public information. All of our options have an exercise price equal to the closing price of our shares on the date of grant and our 2020 Performance Incentive Plan (“2020 Plan”) expressly prohibits any repricing of options. The Compensation Committee has delegated to our CEO, in his capacity as a Trustee, authority to make equity awards to non-executive officers, subject to various limitations set forth in the delegation.

➤ TAX DEDUCTIBILITY OF EXECUTIVE COMPENSATION

Section 162(m) of the Internal Revenue Code generally limits deductibility of compensation paid to our NEOs to \$1 million. Although the Compensation Committee considers the impact of Section 162(m) in structuring compensation programs, the primary focus is on creating programs and compensation packages that address the needs and objectives of the Company regardless of the impact of Section 162(m). As a result, the Compensation Committee has made and may continue to make awards and to structure programs that are non-deductible under Section 162(m).

➤ HEALTH AND WELFARE BENEFITS

We provide health and welfare perquisites to our NEOs on the same basis as we provide those benefits to all employees. These benefits are competitive with those offered by companies with whom we compete for talent and provide another tool that allows us to attract and retain talented executives. Since 2005, we have agreed to provide to Mr. Wood, his spouse and one of his children continuation of health coverage after Mr. Wood's termination upon death, disability, retirement, change in control or otherwise (other than a termination with cause or resignation). This coverage will continue as to Mr. Wood and his spouse until their death, or with respect to his spouse until divorce, if earlier, and coverage continues for one of Mr. Wood's children until death. We are required to provide coverage of at least the same level as provided to Mr. Wood and his family at the time of his termination and such coverage will be secondary to certain other coverages that may be available to Mr. Wood and his family.

COMPENSATION COMMITTEE REPORT

The Compensation Committee of the Board has reviewed and discussed the CD&A required by Item 402(b) of Regulation S-K with management and, based on such review and discussion, the Compensation Committee recommended to the Board that the CD&A be included in this Proxy Statement.

Submitted by:

Elizabeth I. Holland, Chairperson
Nicole Y. Lamb-Hale
Thomas A. McEachin
Gail P. Steinel

Compensation Tables and Narratives

> SUMMARY COMPENSATION TABLE

The table below summarizes the total compensation earned by or paid to the individuals who were NEOs for the fiscal years ended December 31, 2023, 2022 and 2021. All amounts are calculated in accordance with current SEC rules.

Name and Principal Position	Year	Salary ⁽¹⁾	Bonus ⁽²⁾	Stock Awards ⁽³⁾	Non-Equity Incentive Plan Compensation ⁽⁴⁾	All Other Compensation ⁽⁵⁾	Total
Donald C. Wood (PEO) Chief Executive Officer	2023	\$ 1,000,000	\$ -	\$ 6,502,565	\$ 1,406,250	\$ 33,005	\$ 8,941,820
	2022	\$ 1,000,000	\$ -	\$ 6,474,391	\$ 1,406,250	\$ 35,391	\$ 8,916,031
	2021	\$ 950,000	\$ -	\$ 5,213,719	\$ 1,335,938	\$ 21,260	\$ 7,520,917
Jeffrey S. Berkes President & Chief Operating Officer	2023	\$ 650,000	\$ -	\$ 1,233,773	\$ 761,719	\$ 18,904	\$ 2,664,395
	2022	\$ 650,000	\$ -	\$ 1,205,703	\$ 609,375	\$ 15,613	\$ 2,480,691
	2021	\$ 575,000	\$ 75,000	\$ 3,131,027	\$ 539,063	\$ 14,486	\$ 4,334,576
Daniel Guglielmo (PFO) Executive Vice President- Chief Financial Officer & Treasurer	2023	\$ 575,000	\$ 150,000	\$ 989,990	\$ 718,750	\$ 12,389	\$ 2,446,128
	2022	\$ 575,000	\$ -	\$ 890,996	\$ 718,750	\$ 11,736	\$ 2,196,482
	2021	\$ 500,000	\$ 75,000	\$ 1,900,046	\$ 468,750	\$ 11,427	\$ 2,955,223
Dawn M. Becker Executive Vice President- General Counsel & Secretary	2023	\$ 575,000	\$ -	\$ 1,205,597	\$ 539,063	\$ 17,644	\$ 2,337,304
	2022	\$ 575,000	\$ -	\$ 727,570	\$ 539,063	\$ 14,521	\$ 1,856,154
	2021	\$ 475,000	\$ 75,000	\$ 680,159	\$ 333,984	\$ 13,638	\$ 1,577,781

(1) Amounts shown in the Salary column include all amounts deferred at the election of the NEOs into our non-qualified deferred compensation plan.

(2) Amounts represent a one-time cash bonus.

(3) Amounts shown in this column reflect the aggregate grant date fair value of the awards calculated in accordance with FASB ASC Topic 718 that were issued in the year shown. With the exception of the performance based restricted share units issued to Mr. Berkes in 2021, all other awards in this column were valued based on the closing price of our shares on the grant date. The performance-based restricted share units issued to Mr. Berkes in February 2021 are tied to our total shareholder return versus the total shareholder return for the BBRESHOP over the performance period. These restricted share units were valued based on our data and that of the index using a Monte Carlo simulation method. The key assumptions used in the valuation were: (a) stock price volatility of 38.0% for the Company and 38.8% for the index; (b) risk-free interest rate of 0.31%; and (c) no dividend yield assumption given that the award includes dividend equivalent rights that are earned only if the underlying shares are earned. Based on the performance goals and these assumptions, the award was valued at \$97.01 per share.

(4) Amounts shown in this column represent the cash amount paid under our annual bonus plan and include amounts deferred by our NEOs into our non-qualified deferred compensation plan.

(5) The amounts shown in this column for the most recent fiscal year include: (a) contributions to our 401(k) plan of \$8,125 for each of our NEOs; and (b) payments for various life, long-term disability and other medical related insurance of \$24,880 for Mr. Wood, \$10,779 for Mr. Berkes, \$4,264 for Mr. Guglielmo and \$9,519 for Ms. Becker.

➤ **GRANTS OF PLAN BASED AWARDS TABLE**

The following equity awards were made in 2023 to our NEOs.

Name	Grant Date	All Other Stock Awards: Number of Shares of Stock or Units ⁽³⁾	Grant Date Fair Value ⁽⁴⁾
Donald C. Wood	2/7/2023 ⁽¹⁾	5,111	\$ 562,517
	2/7/2023 ⁽²⁾	53,971	\$ 5,940,048
Jeffrey S. Berkes	2/7/2023 ⁽¹⁾	2,215	\$ 243,783
	2/7/2023 ⁽²⁾	8,995	\$ 989,990
Daniel Guglielmone	2/7/2023 ⁽²⁾	8,995	\$ 989,990
Dawn M. Becker	2/7/2023 ⁽¹⁾	1,959	\$ 215,608
	2/7/2023 ⁽²⁾	8,995	\$ 989,990

- (1) Issued under our annual bonus plan for the 1-year performance period ending December 31, 2022. These shares vest equally over 3 years.
- (2) Issued under our long-term incentive program for the 3-year performance period ending December 31, 2022. These shares vest equally over 3 years.
- (3) Dividends are paid on these shares issued at the same rate and time as paid to all other holders of our shares as declared by our Board from time to time.
- (4) Represents the grant date fair value of share awards as computed in accordance with FASB ASC Topic 718.

➤ **OUTSTANDING EQUITY AWARDS AT FISCAL YEAR END TABLE**

The following table sets forth information about outstanding equity awards held by our NEOs as of December 31, 2023:

Name	Stock Awards			
	Number of Shares or Units of Stock That Have Not Vested	Market Value of Shares or Units of Stock That Have Not Vested ⁽⁶⁾	Equity incentive plan awards: number of unearned shares, units or other rights that have not vested	Equity incentive plan awards: market or payout value of unearned shares, units or other rights that have not vested ⁽⁶⁾
Donald C. Wood	5,111 ⁽¹⁾	\$ 526,689		
	53,971 ⁽¹⁾	\$ 5,561,712		
	2,817 ⁽²⁾	\$ 290,292		
	31,307 ⁽²⁾	\$ 3,226,186		
	744 ⁽³⁾	\$ 76,669		
	17,403 ⁽³⁾	\$ 1,793,379		
Jeffrey S. Berkes	2,215 ⁽¹⁾	\$ 228,256		
	8,995 ⁽¹⁾	\$ 926,935		
	1,137 ⁽²⁾	\$ 117,168		
	5,218 ⁽²⁾	\$ 537,715		
	411 ⁽³⁾	\$ 42,354		
	3,481 ⁽³⁾	\$ 358,717		
	3,725 ⁽³⁾	\$ 383,861		
	6,265 ⁽¹⁾	\$ 645,608	5,221 ⁽⁴⁾	\$ 538,024
Daniel Guglielmo	8,995 ⁽¹⁾	\$ 926,935		
	4,696 ⁽²⁾	\$ 483,923		
	3,133 ⁽³⁾	\$ 322,856		
	5,141 ⁽⁵⁾	\$ 529,780		
Dawn M. Becker	1,959 ⁽¹⁾	\$ 201,875		
	8,995 ⁽¹⁾	\$ 926,935		
	704 ⁽²⁾	\$ 72,547		
	3,131 ⁽²⁾	\$ 322,650		
	279 ⁽³⁾	\$ 28,751		
	2,088 ⁽³⁾	\$ 215,168		

- (1) One-third of these shares vested on February 12, 2024 and the remaining shares will vest equally on February 12 of each of 2025 and 2026.
- (2) One-half of these shares vested on February 12, 2024 and the remaining shares will vest on February 12, 2025.
- (3) These shares vested on February 12, 2024.
- (4) The number of shares represent the threshold payout level. The final number of shares earned cannot be determined until after December 31, 2024, the end of the performance period.
- (5) These shares will vest equally on August 3 of each of 2024, 2025 and 2026.
- (6) The value of shares is calculated based on \$103.05, the closing price of our shares on the NYSE on December 29, 2023.

➤ OPTIONS EXERCISED AND STOCK VESTED IN 2023

The following table includes information with respect to shares held by our NEOs that vested in 2023. None of our NEOs holds any options or exercised any options during 2023.

Name	Stock Awards	
	Number of Shares Acquired on Vesting	Value Realized on Vesting ⁽¹⁾
Donald C. Wood	50,478	\$ 5,551,066
Jeffrey S. Berkes	16,135	\$ 1,774,366
Daniel Guglielmono	10,625	\$ 1,146,256
Dawn M. Becker	6,271	\$ 689,622

(1) The amounts in this column were calculated using the closing price of a share on the date the shares vested.

➤ NON-QUALIFIED DEFERRED COMPENSATION

We maintain a non-qualified deferred compensation plan that is open to participation by 53 members of our management team, including our NEOs. Each participant can elect to defer up to 100% of his or her base salary and cash payment under our annual bonus plan with deferral elections made in December of each year for amounts to be earned in the following year. A number of widely available investment options are made available to each plan participant who then decides how to allocate amounts deferred among those investment options. The amount earned by plan participants on their deferrals is calculated by our third party plan administrator as if the amounts deferred had actually been invested in the investment options selected by each participant. We do not make any contributions to the deferred compensation plan for any individual nor do we guaranty any rate of return on amounts deferred. Amounts deferred into the plan, including amounts earned on the deferrals, are generally payable to the participant shortly after he or she retires or is otherwise no longer employed by us; however, there are a few other alternatives where amounts may be paid to a participant sooner. All of our NEOs other than Mr. Guglielmono participate in our deferred compensation plan. 2023 activity for the participants in our plan is described below.

Name	Executive Contributions in Last Fiscal Year ⁽¹⁾	Registrant Contributions in Last Fiscal Year	Aggregate Earnings in Last Fiscal Year	Aggregate Withdrawals/ Distributions	Aggregate Balance at Last Fiscal Year-End
Donald C. Wood	\$ 250,000	\$ -	\$ 1,747,420	\$ -	\$ 10,947,230
Jeffrey S. Berkes	\$ 152,344	\$ -	\$ 84,592	\$ -	\$ 618,984
Dawn M. Becker	\$ 57,500	\$ -	\$ 331,445	\$ -	\$ 2,449,756

(1) All amounts in this column are included in either the "Salary" or "Non-Equity Incentive Plan Compensation" column of the Summary Compensation Table for 2023.

➤ POTENTIAL PAYMENTS ON TERMINATION OF EMPLOYMENT AND CHANGE-IN-CONTROL

We have entered into severance agreements with each of our NEOs that require us to make certain payments and provide certain benefits to them in the event of a termination of employment, whether following a change in control of the Company or in connection with other circumstances. Regardless of the reason for an NEO's termination of employment, he or she will be entitled to receive upon termination a distribution of any amounts in our non-qualified deferred compensation plan as described in the "Non-Qualified Deferred Compensation" section above. No NEO is entitled to receive a new award under the annual bonus plan or our long-term incentive plan for the year in which the termination occurs. The agreements with each of our NEOs contain provisions restricting the

executive from engaging in competing behavior and soliciting and/or hiring our employees for a period of time after termination. The payments that will be made to an NEO on termination vary depending on the reason for termination and may be conditioned on the signing of a release in favor of the Company.

The amount of compensation payable to each of our NEOs under various termination scenarios is reflected below assuming that the separation of service was effective on December 31, 2023.

Name	Type of Compensation	For Cause Termination ⁽¹⁾	Termination Without Cause ⁽¹⁾	Change-in-Control Termination ⁽¹⁾⁽⁵⁾	Termination on Death ⁽¹⁾	Termination on Disability ⁽¹⁾
Donald C. Wood	Cash Benefits (multiple)	6 months	1.5x	3.0x	N/A	N/A
	Cash Benefits (amount)	\$ 500,000	\$ 4,312,500	\$ 8,625,000	\$ -	\$ 1,375,745
	Medical Benefits ⁽²⁾	\$ 18,520	\$ 1,597,779	\$ 1,681,117	\$ 1,332,000	\$ 1,582,039
	Accelerated Equity ⁽³⁾	\$ -	\$ 11,474,927	\$ 11,474,927	\$ 11,474,927	\$ 11,474,927
	Other Benefits ⁽⁴⁾	\$ -	\$ 60,000	\$ 166,665	\$ -	\$ -
	Excise Tax Gross-Up	N/A	N/A	\$ -	N/A	N/A
Total		\$ 518,520	\$ 17,445,206	\$ 21,947,709	\$ 12,806,927	\$ 14,432,711
Jeffrey S. Berkes	Cash Benefits (multiple)	N/A	1.0x	2.0x	N/A	N/A
	Cash Benefits (amount)	\$ -	\$ 1,462,500	\$ 2,925,000	\$ 1,015,625	\$ 1,015,625
	Medical Benefits ⁽²⁾	\$ -	\$ 26,432	\$ 52,865	\$ -	\$ 26,432
	Accelerated Equity ⁽³⁾	\$ -	\$ 3,715,559	\$ 3,715,559	\$ 3,715,559	\$ 3,715,559
	Other Benefits ⁽⁴⁾	\$ -	\$ -	\$ -	\$ -	\$ -
	Excise Tax Gross-Up	N/A	N/A	N/A	N/A	N/A
Total		\$ -	\$ 5,204,492	\$ 6,693,424	\$ 4,731,184	\$ 4,757,617
Daniel Guglielmone	Cash Benefits (multiple)	2 months	N/A	2.0x	N/A	N/A
	Cash Benefits (amount)	\$ 95,833	\$ -	\$ 2,587,500	\$ -	\$ 549,169
	Medical Benefits ⁽²⁾	\$ 6,482	\$ -	\$ 77,779	\$ -	\$ 38,890
	Accelerated Equity ⁽³⁾	\$ -	\$ 2,263,493	\$ 2,263,493	\$ 2,263,493	\$ 2,263,493
	Other Benefits ⁽⁴⁾	\$ -	\$ -	\$ 90,000	\$ -	\$ -
	Excise Tax Gross-Up	N/A	N/A	N/A	N/A	N/A
Total		\$ 102,315	\$ 2,263,493	\$ 5,018,772	\$ 2,263,493	\$ 2,851,552
Dawn M. Becker	Cash Benefits (multiple)	6 months	1.0x	2.0x	N/A	N/A
	Cash Benefits (amount)	\$ 287,500	\$ 1,293,750	\$ 2,587,500	\$ -	\$ 508,981
	Medical Benefits ⁽²⁾	\$ 9,560	\$ 14,340	\$ 38,240	\$ -	\$ 19,120
	Accelerated Equity ⁽³⁾	\$ -	\$ 1,767,926	\$ 1,767,926	\$ 1,767,926	\$ 1,767,926
	Other Benefits ⁽⁴⁾	\$ -	\$ 60,000	\$ 90,000	\$ -	\$ -
	Excise Tax Gross-Up	N/A	N/A	\$ -	N/A	N/A
Total		\$ 297,060	\$ 3,136,016	\$ 4,483,666	\$ 1,767,926	\$ 2,296,027

(1) For all NEOs, the cash payments for termination without cause and termination following a change-in-control include base salary plus the highest bonus earned during 2022, 2021 and 2020, the last three completed fiscal years. The cash payments on termination with cause for Mr. Wood, Mr. Guglielmone and Ms. Becker are 1 month of base pay for every year of service above 5 years, capped at 6 months of base pay. The cash payment on death and disability for Mr. Berkes is a pro-rated bonus for the year in which the event occurs. The cash payments on disability for Mr. Wood, Mr. Guglielmone and Ms. Becker represent 1 year of base salary less amounts received from disability insurance maintained by the Company, grossed up for taxes on non-tax exempt payments.

- (2) Amounts in this row represent our estimate of the COBRA equivalent rates for health care benefits for all NEOs and current life and long-term disability premiums for Mr. Wood, Mr. Guglielmone and Ms. Becker. The period of time for which these benefits are provided varies as follows: (a) termination without cause – 9 months for Mr. Wood and Ms. Becker; 1 year for Mr. Berkes; (b) termination following a change-in-control – 3 years for Mr. Wood and 2 years for each other NEO; (c) termination for cause – 1 month for every year of service above 5 years, capped at 6 months for Mr. Wood, Mr. Guglielmone and Ms. Becker; and (d) disability – 1 year. The amounts paid to Mr. Berkes are reduced by the amounts he pays for these benefits at the time of the event. All amounts shown in this row for Mr. Wood also include the estimated costs (calculated in accordance with GAAP) of satisfying the obligations under his Health Continuation Coverage Agreement.
- (3) All unvested restricted shares held by our NEOs will vest in the event of termination without cause, termination following a change-in-control, death or disability. Values were calculated by multiplying the number of unvested shares that vest under each termination event using the closing price of the Company's shares on December 29, 2023. For Mr. Berkes, the amount also includes the value of the number of performance based units that would have been earned based on performance through the date of termination, prorated for the portion of the performance period that had lapsed, plus dividend equivalent rights on those units.
- (4) Amounts in this row are estimated costs for an administrative assistant and outplacement assistance for a period of 6 months in the event of a termination without cause for Mr. Wood and Ms. Becker and for a period of 12 months for Mr. Wood and 9 months for Mr. Guglielmone and Ms. Becker in the event of a termination following a change-in-control. The amount also includes the cost of providing a company vehicle to Mr. Wood for three years in the event of a termination following a change-in-control should he choose to use that benefit.
- (5) Change-in-control is deemed to have occurred when a person acquires a 20% interest in us, or our current Trustees, or those subsequently approved by our current Trustees, constitute less than 50% of our Board. Upon a change-in-control, each NEO is entitled to receive payments and benefits in the following circumstance: (a) the NEO is terminated from employment by the Company (other than for cause) or leaves for good reason within 2 years after the change-in-control; (b) Mr. Wood or Ms. Becker voluntarily leaves employment within the 30-day window following the 1-year anniversary of the change-in-control; or (c) Mr. Berkes is terminated from employment by the Company (other than for cause) or he leaves the Company as a result of a constructive termination within the 6-month period prior to or within 2 years after the change-in-control.

➤ CEO PAY RATIO

Our compensation and benefit programs are substantially similar throughout the Company and are designed to reward all employees who contribute to our success with a total compensation package that is competitive in the marketplace for each employee's position and performance. We are required to calculate and disclose the compensation of our median paid employee as well as the ratio of the total annual compensation paid to our CEO to the annual compensation of our median paid employee. The determination of our median paid employee was used taking our total employee population as of December 31, 2023, excluding our CEO, which included full-time and part-time employees ranging from executive vice presidents to maintenance technicians. For the determination, we used annual base pay plus annual bonus at target levels plus overtime actually paid, the combination of which we believe most closely approximates the total annual direct compensation of our employees. For purposes of the calculation, base pay was annualized for the 64 employees who started with us in 2023. No other adjustments were made.

The actual total annual compensation of our Chief Executive Officer and median paid employee for 2023 was calculated in accordance with the requirements of the Summary Compensation Table included in this proxy statement. Based on this methodology, we have determined that the total annual compensation paid to our Chief Executive Officer in 2023 was \$8,941,820 and the total annual compensation paid to our median paid employee in 2023 was \$135,358 resulting in a ratio of 66:1.

We calculated our pay ratio in accordance with SEC rules; however, those rules allow companies discretion in methodologies used to identify the median paid employee and the compensation used to determine the median paid employee. As a result, this ratio is unique to our Company. Other companies may make their determinations differently so that the ratio may not be comparable across companies. We believe our ratio is a reasonable estimate. Our ratio is very heavily influenced by what employees/services we choose to provide through employees as opposed to through third parties who are not taken into account in the calculation of the pay ratio.

➤ **PAY VERSUS PERFORMANCE DISCLOSURE**

Year	Summary Compensation Table Total for PEO ⁽¹⁾	Compensation Actually Paid to PEO ⁽¹⁾	Average Summary Compensation Table Total for non-PEO NEOs ⁽²⁾	Average Compensation Actually Paid to non-PEO NEOs ⁽²⁾	Value of Initial Fixed \$100 Investment Based On:			
					Total Shareholder Return	Peer Group Total Shareholder Return ⁽³⁾	Net Income (in 000s)	FFO per Diluted Share ⁽⁴⁾
2023	\$8,941,820	\$ 9,972,582	\$2,499,276	\$2,742,212	\$ 95.04	\$113.74	\$247,217	\$6.55
2022	\$8,916,031	\$ 6,570,796	\$2,177,775	\$1,669,484	\$ 89.10	\$104.09	\$395,661	\$6.32
2021	\$7,520,917	\$15,446,709	\$2,955,860	\$3,999,185	\$115.21	\$119.96	\$269,081	\$5.57
2020	\$7,481,796	\$ 1,832,214	\$1,753,182	\$ 859,320	\$ 69.44	\$ 73.36	\$135,888	\$4.38

(1) Mr. Wood was our principal executive officer for all years shown. Following are the adjustments made during each year shown to arrive at compensation actually paid to our principal executive officer during each year.

Adjustments	PEO			
	2023	2022	2021	2020
Amounts reported under "Stock Awards" in SCT	\$ (6,502,565)	\$ (6,474,391)	\$ (5,213,719)	\$ (5,830,493)
Change Fair Value of Awards Granted in Year and Unvested as of Year-End	\$ 6,203,610	\$ 5,171,732	\$ 7,421,261	\$ 3,899,517
Change in Fair Value from Prior Year-End to Current Year-End of Awards Granted Prior to Year that were Outstanding and Unvested as of Year-End	\$ 406,886	\$ (1,546,034)	\$ 4,544,000	\$ (3,866,637)
Change in Fair Value from Prior Year-End to Vesting Date of Awards Granted Prior to Year that Vested During Year	\$ 449,965	\$ 66,969	\$ 765,243	\$ (223,600)
Increase based on Dividends or Other Earnings Paid During Year prior to Vesting Date of Award	\$ 472,866	\$ 436,488	\$ 409,008	\$ 371,631
Total Adjustments	\$ 1,030,762	\$ (2,345,236)	\$ 7,925,792	\$ (5,649,582)

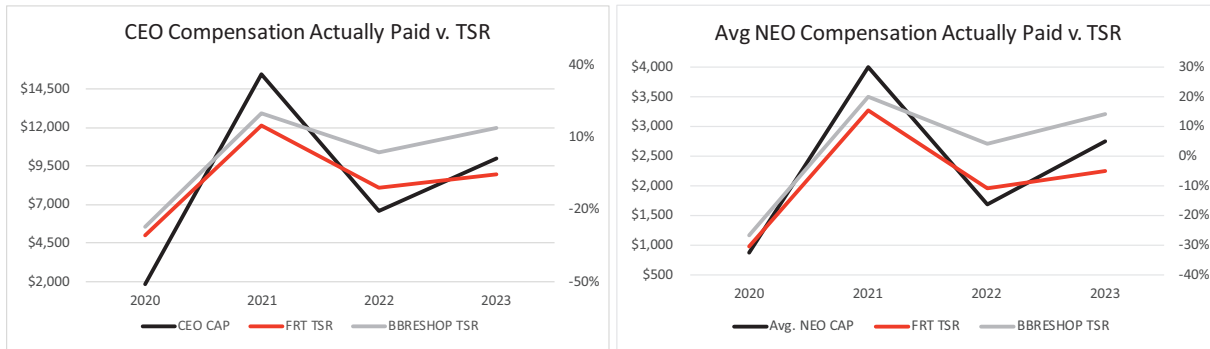
(2) For 2020, our other NEOs included Mr. Guglielmo and Ms. Becker. For 2021, 2022 and 2023, our other NEOs included Mr. Berkes, Mr. Guglielmo and Ms. Becker. Following are the adjustments made during each year shown to arrive at the average compensation actually paid to our other NEOs during each year.

Adjustments	Average of Other NEOs			
	2023	2022	2021	2020
Amounts reported under "Stock Awards" in SCT	\$ (1,143,120)	\$ (941,423)	\$ (1,903,744)	\$ (863,272)
Change Fair Value of Awards Granted in Year and Unvested as of Year-End	\$ 1,090,565	\$ 752,007	\$ 1,669,647	\$ 577,369
Change in Fair Value from Prior Year-End to Current Year-End of Awards Granted Prior to Year that were Outstanding and Unvested as of Year-End	\$ 99,558	\$ (433,020)	\$ 1,024,717	\$ (616,362)
Change in Fair Value from Prior Year-End to Vesting Date of Awards Granted Prior to Year that Vested During Year	\$ 91,527	\$ 5,263	\$ 149,658	\$ (51,710)
Increase based on Dividends or Other Earnings Paid During Year prior to Vesting Date of Award	\$ 104,406	\$ 108,881	\$ 103,048	\$ 60,114
Total Adjustments	\$ 242,936	\$ (508,292)	\$ 1,043,325	\$ (893,862)

- (3) Peer group is the BBRESHOP Index.
- (4) The Company has identified FFO per diluted share as the most important additional financial metric used to link pay and performance. Our annual bonus program pays out based on our absolute level of FFO per diluted share achieved for the year and one-third of our long-term incentive plan pays out based on a metric tied to FFO per diluted share. FFO per diluted share is a non-GAAP financial measure of a real estate company's operating performance and is defined by the National Association of Real Estate Investment Trusts. We consider FFO per diluted share a meaningful measure of operating performance primarily because it avoids the assumption that the value of real estate assets diminishes predictably over time and is a primary way of evaluating our operating performance as compared to other real estate investment trusts. A reconciliation of FFO per diluted share to net income is included as Appendix A.

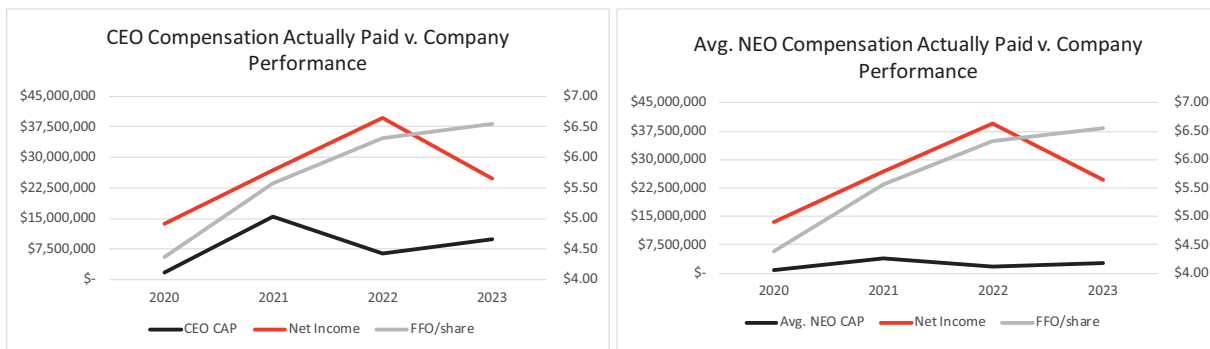
Relationship to Compensation Actually Paid

The following charts show the relationship of the compensation actually paid to our CEO and the average compensation actually paid to our other NEOs to the total shareholder return for the Company and for the BBRESHOP Index.



* Compensation actually paid is shown in thousands.

The following charts show the relationship of the compensation actually paid to our CEO and the average compensation actually paid to our other NEOs as compared to our GAAP reported net income and our FFO per diluted share.



* Net income is shown in ten thousands.

One of our primary compensation objectives is to align the financial interests of our NEOs with our shareholders. The high correlation shown above between the compensation actually paid to our CEO and other NEOs and the total shareholder return for us and the BBRESHOP Index reflect our success in achieving that objective. This is a direct result of the high percentage of our NEO's compensation that is paid in the form of Company shares and

our equity retention policies which directly align the interests of our NEOs with the interests of our shareholders. There is a less direct correlation between the compensation of our NEOs and our net income because no portion of our compensation program is linked directly to net income. There is also little correlation between the compensation of our NEOs and FFO per diluted share because FFO per diluted share metric is directly used only for our annual bonus plan which is a relatively modest portion of our NEO's total compensation package and is only a component of the calculation that determines only a third of our NEO's awards under our long-term incentive plan.

Other Important Financial Performance Measures for Executive Compensation

Following is a list of the most important financial and non-financial measures used to link executive compensation and company performance.

- Return on invested capital
- Relative total shareholder return compared to the BBRESHP Index
- Relative FFO per diluted share multiple premium
- Individual performance including consideration of things such as leasing and occupancy activity, investment activity and advancement of ESG objectives

Please see the Compensation Discussion and Analysis on pages 19 to 30 for more information on these measures and how they are taken into account in determining compensation for each of our NEOs.

➤ EQUITY COMPENSATION PLAN INFORMATION

The following table sets forth certain information on the 2020 Plan, our only active equity compensation plan, as of December 31, 2023.

Plan Category	Number of securities to be issued upon exercise of outstanding options, warrants and rights (Column A)	Weighted average exercise price of outstanding options, warrants and rights	Number of securities remaining available for future issuance (excluding securities reflected in Column A)
Equity compensation plans approved by security holders	1,829	\$95.77	1,309,851
Equity compensation plans not approved by security holders	-	-	-
Total	1,829	\$95.77	1,309,851

Proposal 3: Ratification of Independent Registered Public Accounting Firm

Shareholders are being asked to ratify in a non-binding vote the selection of Grant Thornton, LLP (“GT”) as our independent registered public accounting firm for the fiscal year ending December 31, 2024. Shareholder ratification of GT is not required by our governance documents; however, the Board is soliciting shareholder views on this matter. GT has served in this role since 2002 and the Board believes it is in the best interests of the Company and our shareholders for GT to continue in this role. If the selection of GT is not ratified, the Audit Committee may (but will not be required to) reconsider whether to retain GT. Even if the selection of GT is ratified, the Audit Committee may change the appointment of GT at any time if it determines such a change would be in the best interests of the Company and our shareholders. A representative of GT will be present at the Annual Meeting and will have the opportunity to make a statement if they so desire and answer appropriate questions from shareholders.

The Audit Committee reviews and approves in advance all audit and permissible non-audit services provided by GT to the Company as required by and in accordance with the rules and regulations of the SEC and the Sarbanes-Oxley Act of 2002.

The following table sets forth the fees for services rendered by GT for the years ended December 31, 2023 and 2022:

	2023	2022
Audit Fees ⁽¹⁾	\$ 1,012,171	\$ 930,131
Audit-Related Fees ⁽²⁾	\$ 54,075	\$ 70,925
All Other Fees		\$ -
Total Fees	\$ 1,066,246	\$ 1,001,056

(1) Audit fees include all fees and expenses for services in connection with: (a) the audit of our financial statements included in our annual reports on Form 10-K; (b) Sarbanes-Oxley Section 404 relating to our annual audit; (c) the review of the financial statements included in our quarterly reports on Form 10-Q; and (d) consents and comfort letters issued in connection with debt offerings and common share offerings.

(2) Audit-related fees primarily include the audit of our employee benefit plan, which are paid by the plan and not the Company, and certain property level audits.

The affirmative vote of a majority of votes cast at the Annual Meeting, in person or by proxy, is required to approve this proposal. An “abstention” or “broker non-vote” will have no effect on the outcome of the vote for this proposal.



Our Board recommends a vote **FOR** the ratification of the appointment of GT as our independent registered public accounting firm for fiscal year 2024

➤ AUDIT COMMITTEE REPORT

The following Report of the Audit Committee does not constitute soliciting material and should not be deemed filed or incorporated by reference into any other filing by us under the Securities Act of 1933 or the Securities Exchange Act of 1934, except to the extent the Company specifically incorporates this Report by reference therein.

The Audit Committee is made up entirely of trustees who meet all independence requirements under the rules of the SEC and NYSE and have the requisite financial competence to serve on the Audit Committee. The Audit Committee meets at least quarterly and operates pursuant to a written charter that is reviewed at least every three years. That charter can be accessed under the Investors/Corporate Governance section of our website at www.federalrealty.com. In 2023, the Audit Committee met four times and each meeting included an executive session with our independent registered public accounting firm and no members of management present.

The Audit Committee is directly responsible for the appointment, retention and oversight of GT, the independent registered public accounting firm retained to audit our financial statements, and also oversees management of our internal audit firm in performance of their financial functions. Specifically, management is responsible for the financial reporting process, including the system of internal controls, for the preparation of consolidated financial statements in accordance with generally accepted accounting principles in the United States and for reporting on internal control over financial reporting. Management uses Pricewaterhouse Coopers, LLC (“PwC”) to provide its internal audit function, including oversight of the ongoing testing of the effectiveness of our internal controls. The Audit Committee met regularly with PwC in 2023 and one meeting included an executive session with PwC with no members of GT or management present. GT is responsible for auditing the consolidated financial statements of the Company and expressing an opinion on the financial statements and the effectiveness of internal control over financial reporting.

As part of its oversight function, the Audit Committee:

- Met with management and GT and discussed the Company’s December 31, 2023 audited financial statements;
- Worked with a new lead audit partner at GT to oversee the audit of the Company’s financial statements beginning with fiscal year 2023. The new GT audit partner has extensive experience auditing real estate investment trusts and has never been part of the GT team auditing the Company;
- Discussed with GT the matters required to be discussed by the applicable requirements of the Public Company Accounting Oversight Board (“PCAOB”) and the SEC;
- Reviewed and discussed with management and GT, individually and collectively, all annual and quarterly financial statements and operating results prior to their issuance;
- Received the written disclosures and the letter from GT required by applicable requirements of the PCAOB regarding GT’s communications with the audit committee concerning independence, and has discussed with GT regarding its independence;
- Discussed with GT matters required to be discussed pursuant to applicable audit standards, including the reasonableness of judgments and the clarity and completeness of financial disclosures;
- Monitored the non-audit services provided by GT to ensure that performance of such services did not adversely impact GT’s independence; and
- As part of the Committee’s quarterly review of internal controls, the Committee discussed with management cybersecurity threats, cybersecurity training and ongoing areas of focus of management in protecting against cyber breaches. During those quarterly reviews in 2023, the Committee was advised that there were no breaches and that cybersecurity insurance had been procured.

Based on the Audit Committee's reviews and discussions with GT, PwC and management, the Audit Committee recommended to the Board of Trustees that the Board approve the inclusion of our audited financial statements in our Annual Report on Form 10-K for the fiscal year ended December 31, 2023 for filing with the SEC.

Submitted by the Audit Committee:

Gail P. Steinel, Chairperson
 David W. Faeder
 Elizabeth I. Holland
 Anthony P. Nader, III

Beneficial Ownership

➤ OWNERSHIP OF PRINCIPAL SHAREHOLDERS

Name and Address of Beneficial Owner	Amount and Nature of Beneficial Ownership	Percentage of Our Outstanding Shares ⁽¹⁾
The Vanguard Group, Inc. ⁽²⁾ 100 Vanguard Blvd. Malvern, PA 19355	12,537,358	15.1%
BlackRock, Inc. ⁽³⁾ 50 Hudson Yards New York, NY 10001	8,169,558	9.8%
Norges Bank (The Central Bank of Norway) ⁽⁴⁾ Bankplassen 2, PO Box 1179 Sentrum NO 0107 Oslo Norway	7,213,760	8.7%
State Street Corporation ⁽⁵⁾ State Street Financial Center, One Congress Street, Suite 1 Boston, MA 02114	6,880,692	8.3%

(1) The percentage of outstanding shares is calculated by taking the number of shares stated in the Schedule 13G or 13G/A, as applicable, filed with the SEC divided by 82,944,318, the total number of shares outstanding on March 13, 2024.

(2) Information based on a Schedule 13G/A filed with the SEC on February 13, 2024 by The Vanguard Group which states that The Vanguard Group, an investment advisor, has shared voting power over 145,649 shares, sole dispositive power over 12,144,222 shares and shared dispositive power over 393,136 shares.

(3) Information based on a Schedule 13G/A filed with the SEC on January 24, 2024 by BlackRock, Inc., which states that BlackRock, Inc., a parent holding company, has sole voting power over 7,437,327 shares and sole dispositive power over 8,169,558 shares.

(4) Information based on a Schedule 13G/A filed with the SEC on February 13, 2024 by Norges Bank (The Central Bank of Norway) which states that Norges Bank (The Central Bank of Norway) has sole voting power and sole dispositive power over 7,213,760 shares.

(5) Information based on a Schedule 13G/A filed with the SEC on January 29, 2024 by State Street Corporation, which states that State Street Corporation, a parent holding company, has shared voting power over 4,901,817 shares and shared dispositive power over 6,867,903 shares.

➤ OWNERSHIP OF TRUSTEES AND EXECUTIVE OFFICERS

The table below reflects beneficial ownership of our Trustees and NEOs as of March 13, 2024 determined in accordance with Rule 13d-3 of the Securities Exchange Act of 1934, as amended. Unless noted in the footnotes following the table, each Trustee and NEO has sole voting and investment power as to all shares listed.

Name and Address of Beneficial Owner ⁽¹⁾	Common	Unvested Restricted Shares	Total Shares Beneficially Owned	Percentage of Outstanding Shares Owned ⁽²⁾
Dawn M. Becker	150,718	21,807	172,525	*
Jeffrey S. Berkes	43,130	28,291	71,421	*
David W. Faeder	25,642	0	25,642	*
Daniel Guglielmone	32,102	23,952	56,054	*
Elizabeth I. Holland	7,538	0	7,538	*
Nicole Y. Lamb-Hale	3,702	0	3,702	*
Thomas A. McEachin	1,463	0	1,463	*
Anthony P. Nader, III	3,702	0	3,702	*
Gail P. Steinel	15,606	0	15,606	*
Donald C. Wood ⁽³⁾	416,713	124,780	541,493	*
Trustees, trustee nominees and executive officers as a group (10 individuals)	700,316	198,830	899,146	1.1%

* Less than 1%

(1) The address for each of the named individuals is 909 Rose Avenue, Suite 200, North Bethesda, Maryland 20852.

(2) The percentage of outstanding shares owned is calculated by taking the number of shares reflected in the column titled "Total Shares Beneficially Owned" divided by 82,944,318, the total number of shares outstanding on March 13, 2024.

(3) Includes 53,879 shares owned by Stacey Wood Revocable Trust, 189,259 shares owned by Donald C. Wood Revocable Trust, 36,929 shares owned by Great Falls Trust, 46,500 shares owned by Wood Descendants Trust and 60,000 shares owned by IJKR II, LLC.

Information about the Annual Meeting

➤ NOTICE OF ELECTRONIC AVAILABILITY OF PROXY MATERIALS

We are furnishing proxy materials including this proxy statement and our 2023 Annual Report to Shareholders, including our Annual Report on Form 10-K for the year ended December 31, 2023 ("Annual Report"), to each shareholder by providing access to such documents on the Internet. On or about March 22, 2024, we mailed to our shareholders a "Notice of Internet Availability of Proxy Materials" ("Notice") containing instructions on how to access and review this proxy statement and our Annual Report and how to submit your vote on the Internet or by telephone. You cannot vote by marking the Notice and returning it. If you received the Notice, you will not automatically receive a printed copy of our proxy materials or Annual Report unless you follow the instructions for requesting these materials included in the Notice. This section does not apply if you previously requested to receive these materials by mail. Questions regarding the Notice or voting should be directed to our Investor Relations Department at (800) 937-5449 or by email at IR@federalrealty.com.

➤ **WHY YOU ARE RECEIVING THESE MATERIALS**

You are receiving these materials because you owned our shares as of March 13, 2024, the record date established by our Board of Trustees for our Annual Meeting. Everyone who owned our shares as of this date, whether directly as a registered shareholder or indirectly through a bank, broker or other nominee, is entitled to vote at the Annual Meeting. We had 82,944,318 shares outstanding on March 13, 2024. Each share outstanding on the record date is entitled to one vote. A majority of the shares entitled to vote at the Annual Meeting must be present in person or by proxy for us to proceed with the Annual Meeting.

➤ **ACCESSING MATERIALS**

Shareholders can access this Proxy Statement, our Annual Report and our other filings with the SEC on the Investors page of our website at www.federalrealty.com. A copy of our Annual Report, including the financial statements and financial statement schedules (“Form 10-K”) is being provided to shareholders along with this Proxy Statement. The Form 10-K includes certain exhibits, which we will provide to you only upon request addressed to Investor Relations at 909 Rose Avenue, Suite 200, North Bethesda, Maryland 20852. The request must be accompanied by payment of a fee to cover our reasonable expenses for copying and mailing the Form 10-K.

In the future, if you wish to receive paper copies of our proxy materials, without charge, and are a registered shareholder, you may do so by written request addressed to Equiniti Trust Company, LLC. For those of you holding shares indirectly in “street name”, you must write your bank, brokerage firm, broker-dealer or nominee, to obtain paper copies. Any election you make on how to receive your proxy materials will remain in effect for all future annual meetings until you revoke it.

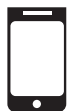
➤ **HOW TO VOTE**

If you own your shares directly with our transfer agent, Equiniti Trust Company, LLC (successor to American Stock Transfer and Trust Company) (“Equiniti”), you are a registered shareholder. If you are a registered shareholder and fail to give any instructions on your proxy card on any proposal, the proxies identified on the proxy card will vote in the manner recommended by the Board of Trustees for each proposal. Registered shareholders can vote either in person at the Annual Meeting or by proxy without attending the Annual Meeting through one of the following methods:



By Internet

www.voteproxy.com, available 24/7



By Telephone

Call 1-800-776-9437, available 24/7



By Mail

Mark, sign and date your proxy card

If you vote by internet or telephone, you will need the control number on your Notice, proxy card or voting instruction form. Votes must be submitted by the conclusion of the Annual Meeting to be counted for the meeting. You may revoke your proxy at any time before it is voted at the Annual Meeting by notifying the secretary in writing, submitting a proxy dated later than your original proxy, or attending and voting at the Annual Meeting.

If you hold your shares indirectly in an account at a bank, brokerage firm, broker-dealer or nominee, you are a beneficial owner of shares held in “street name”. You will receive all proxy materials directly from your bank, brokerage firm, broker-dealer or nominee and you must either direct them as to how to vote your shares or obtain from them a proxy to vote at the Annual Meeting. Please refer to the notice of internet availability of proxy materials or the voter instruction form used by your bank, brokerage firm, broker-dealer or nominee for specific instructions on methods of voting. If you fail to give your bank, brokerage firm, broker-dealer or nominee specific instructions on how to vote your shares with respect to Proposals 1 or 2, that organization will inform the inspector

of election that it does not have the authority to vote on the matter with respect to your shares. This is generally referred to as a “broker non-vote”. Broker non-votes will have no effect on the outcome of these matters. It is important for every shareholder’s vote to be counted on these matters so we encourage you to provide your bank, brokerage firm, broker-dealer or nominee with voting instructions. If you fail to give your bank, brokerage firm, broker-dealer or nominee specific instructions on how to vote your shares on Proposal 3, your bank, brokerage firm, broker-dealer or nominee will generally be able to vote on Proposal 3 as he, she or it determines.

You are urged to vote either by telephone (1-800-PROXIES or 1-800-776-9437) or on the Internet (www.voteproxy.com) by following the instructions on your Notice. If you elect to receive your proxy materials by mail, please make sure to complete, sign, date and return your proxy card promptly to make certain your shares will be voted at the Annual Meeting.

If you do not vote your shares, your shares will not be counted and we may not be able to hold the Annual Meeting. We encourage you to vote by proxy using one of the methods described above even if you plan to attend the Annual Meeting so that we will know as soon as possible whether enough votes will be present.

➤ HOW TO PARTICIPATE IN THE ANNUAL MEETING

You will be able to join our Annual Meeting as either a shareholder or a guest. All registered shareholders and shareholders that own shares in “street name” will be able to ask questions and vote their shares at the meeting by following the instructions below. Guests will be permitted to join the meeting but will not be permitted to ask questions.

You can access the Annual Meeting by joining through this link: <https://web.lumiagm.com/202329683>. If you are a registered shareholder owning shares directly in your name and you would like to be able to ask a question or vote at the Annual Meeting, you should click on “I have a control number”, enter the control number found on your proxy card or Notice you previously received, and enter the password “*federal2024*” to enter the meeting. The password is case sensitive. If you hold your shares in “street name” through a bank, brokerage firm, broker-dealer or nominee and you would like to be able to ask a question or vote at the Annual Meeting, you must first obtain a legal proxy from your bank, brokerage firm, broker-dealer or nominee and then submit a request for registration to Equiniti: (1) by email to proxy@equinity.com; (2) by facsimile to 718-765-8730; or (3) by mail to Equiniti, Attn: Proxy Tabulation Department, 55 Challenger Road, Suite 200B, 2nd Floor, Ridgefield Park, New Jersey 07660. Requests for registration must be labeled as “Legal Proxy” and must be received by Equiniti no later than 5:00 p.m. local time on April 24, 2024. You will receive a confirmation of your registration by email from Equiniti after they receive your registration materials. The email will also include a control number so that you can ask a question or vote at the Annual Meeting by clicking on “I have a control number”. Shareholders who hold shares in “street name” will not be able to vote their shares or ask questions without first completing this registration process. Once you are in the meeting, you can vote your shares by clicking on the Proxy Voting Site link on the screen to submit your ballot. You may also continue to vote using the instructions provided in the Proxy Materials until the Annual Meeting concludes.

If you do not want to vote your shares during the meeting or ask a question, you can join the meeting as a guest using the same link above. You will not need to have your control number or to complete a registration in order to participate as a guest. We will have technicians ready to assist you with any technical difficulties you may have accessing the Annual Meeting webcast. Electronic check in begins at 8:30 a.m. local time on May 1, 2024, the day of the Annual Meeting, so that we may address any technical difficulties before the Annual Meeting webcast begins. If you encounter any difficulties accessing the Annual Meeting webcast during the check-in or meeting time, please go to <https://go.lumiglobal.com/faq> or call 352-803-0587.

➤ **ELIMINATING DUPLICATIVE PROXY MATERIALS**

We have adopted a procedure approved by the SEC called “householding” under which multiple shareholders who share an address and do not participate in electronic delivery will receive only one copy of the annual proxy materials or Notice unless we receive contrary instructions from one or more of the shareholders. If you would like to opt out of householding and continue to receive multiple copies of the proxy materials or Notice at the same address, or if you have previously opted out of householding and would now like to participate, you can do so by notifying us in writing, by telephone or by email at: Investor Relations, 909 Rose Avenue, Suite 200, North Bethesda, Maryland 20852, (800) 937-5449, IR@federalrealty.com.

➤ **SOLICITATION OF PROXIES**


We will bear the cost of soliciting proxies from beneficial owners of our shares. Our trustees, officers and employees, acting without special compensation, and other agents may solicit proxies by telephone, internet, or otherwise. Copies of solicitation materials will be furnished to brokerage firms, fiduciaries, and other custodians who hold our shares of record for beneficial owners for forwarding to such beneficial owners. We may also reimburse persons representing beneficial owners of our shares for their reasonable expenses incurred in forwarding such materials. Beneficial owners of our shares who authorize their proxies through the internet should be aware that they may incur costs to access the internet, such as usage charges from telephone companies or internet service providers and these costs must be borne by the shareholder.

➤ **SHAREHOLDER PROPOSALS FOR THE 2025 ANNUAL MEETING**

This solicitation is made by the Company on behalf of the Board. Proposals of shareholders intended to be presented at the 2025 Annual Meeting of Shareholders or nominations for persons for election to the Board of Trustees, must be delivered to us at 909 Rose Avenue, Suite 200, North Bethesda, Maryland 20852, Attention: Corporate Secretary and received by us no later than November 22, 2024 and no earlier than October 23, 2024, unless the date of the 2025 Annual Meeting of Shareholders is changed by more than 30 days from the date of the 2024 Annual Meeting of Shareholders, in which case such proposal or nomination must be received within a reasonable time before we begin to print and mail our proxy materials. All shareholder proposals and nominations must comply with the requirements set forth in our Bylaws and applicable state and federal laws. Shareholder proposals must comply with Rule 14a-8 under the Exchange Act in order to be included in the Company’s proxy statement and proxy card for the 2025 Annual Meeting of Shareholders. Pursuant to our proxy access Bylaw provision, a shareholder, or a group of up to 20 shareholders, that has continuously owned for three years at least 3% of the Company’s outstanding common shares, may nominate and include in the Company’s annual meeting proxy materials up to the greater of two trustees or 20% of the number of trustees serving on the Board, if the shareholder(s) and the nominee(s) meet the requirements specified in Article II, Section 13 of our Bylaws. Our Bylaws are available by written request made to the General Counsel & Secretary, 909 Rose Avenue, Suite 200, North Bethesda, Maryland 20852.

In addition to satisfying the foregoing requirements under our Bylaws, to comply with the universal proxy rules, shareholders who intend to solicit proxies in support of nominees other than the Company's nominees to the Board of Trustees must satisfy the requirements of Rule 14a-19 under the Exchange Act, including by providing notice and the information required thereunder no later than March 2, 2025 (except that, if the date of the meeting has changed by more than 30 days from the previous year, then such notice must be provided by the later of 60 calendar days prior to the date of the annual meeting or the 10th day following the day on which we first publicly announce the date of the annual meeting).

For the Trustees,



Dawn M. Becker
*Executive Vice President—General
Counsel and Secretary*

Federal Realty Investment Trust
909 Rose Avenue, Suite 200
North Bethesda, Maryland 20852

YOUR PROXY IS IMPORTANT REGARDLESS OF THE NUMBER OF SHARES YOU OWN. PLEASE SUBMIT IT TODAY.

Appendix A Reconciliation of Non-GAAP Financial Measures

Funds from Operations:

Funds from operations (“FFO”) is a supplemental non-GAAP financial measure of real estate companies’ operating performance. The National Association of Real Estate Investment Trusts (“NAREIT”) defines FFO as follows: net income, computed in accordance with U.S. GAAP, plus real estate related depreciation and amortization, and excluding gains and losses on the sale of real estate or changes in control, net of tax, and impairment write-downs of certain real estate assets and investments in entities when the impairment is directly attributable to decreases in the value of depreciable real estate held by the entity. We compute FFO in accordance with the NAREIT definition, and we have historically reported our FFO available for common shareholders in addition to our net income and net cash provided by operating activities. It should be noted that FFO:

- does not represent cash flows from operating activities in accordance with GAAP (which, unlike FFO, generally reflects all cash effects of transactions and other events in the determination of net income);
- should not be considered an alternative to net income as an indication of our performance; and
- is not necessarily indicative of cash flow as a measure of liquidity or ability to fund cash needs, including the payment of dividends.

We consider FFO available for common shareholders a meaningful, additional measure of operating performance primarily because it excludes the assumption that the value of the real estate assets diminishes predictably over time, as implied by the historical cost convention of GAAP and the recording of depreciation. We use FFO primarily as one of several means of assessing our operating performance in comparison with other REITs. Comparison of our presentation of FFO to similarly titled measures for other REITs may not necessarily be meaningful due to possible differences in the application of the NAREIT definition used by such REITs.

An increase or decrease in FFO available for common shareholders does not necessarily result in an increase or decrease in aggregate distributions because our Board of Trustees is not required to increase distributions on a quarterly basis. However, we must distribute at least 90% of our annual taxable income to remain qualified as a REIT. Therefore, a significant increase in FFO will generally require an increase in distributions to shareholders although not necessarily on a proportionate basis. The reconciliation of net income to FFO available for common shareholders is as follows:

	2023	2022	2021
	(in thousands, except per share data)		
Net income	\$247,217	\$395,661	\$269,081
Net income attributable to noncontrolling interests	\$(10,232)	\$(10,170)	\$ (7,583)
Gain on deconsolidation of a VIE	\$ -	\$(70,374)	\$ -
Gain on sale of real estate and change in control of interests, net	\$ (9,881)	\$(93,483)	\$(89,892)
Depreciation and amortization of real estate assets	\$285,689	\$266,741	\$243,711
Amortization of initial direct costs of leases	\$ 31,208	\$ 27,268	\$ 26,051
Funds from operations	\$544,001	\$515,643	\$441,368
Dividends on preferred shares ⁽¹⁾	\$ (7,500)	\$ (7,500)	\$ (8,042)
Income attributable to downREIT operating partnership units	\$ 2,767	\$ 2,810	\$ 2,998
Income attributable to unvested shares	\$ (1,955)	\$ (1,797)	\$ (1,581)
Funds from operations available for common shareholders	\$537,313	\$509,156	\$434,743
Weighted average number of common shares, diluted ⁽¹⁾⁽²⁾	82,044	80,603	78,072
Funds from operations available for common shareholders, per diluted share	\$ 6.55	\$ 6.32	\$ 5.57

(1) For the years ended December 31, 2023 and 2022, dividends on our Series 1 preferred stock were not deducted in the calculation of FFO available to common shareholders, as the related shares were dilutive and included in “weighted average number of common shares, diluted.”

(2) The weighted average common shares used to compute FFO per diluted common share includes downREIT operating partnership units that were excluded from the computation of diluted EPS. Conversion of these operating partnership units is dilutive in the computation of FFO per diluted common share but is anti-dilutive for the computation of diluted EPS for 2023 and 2021.